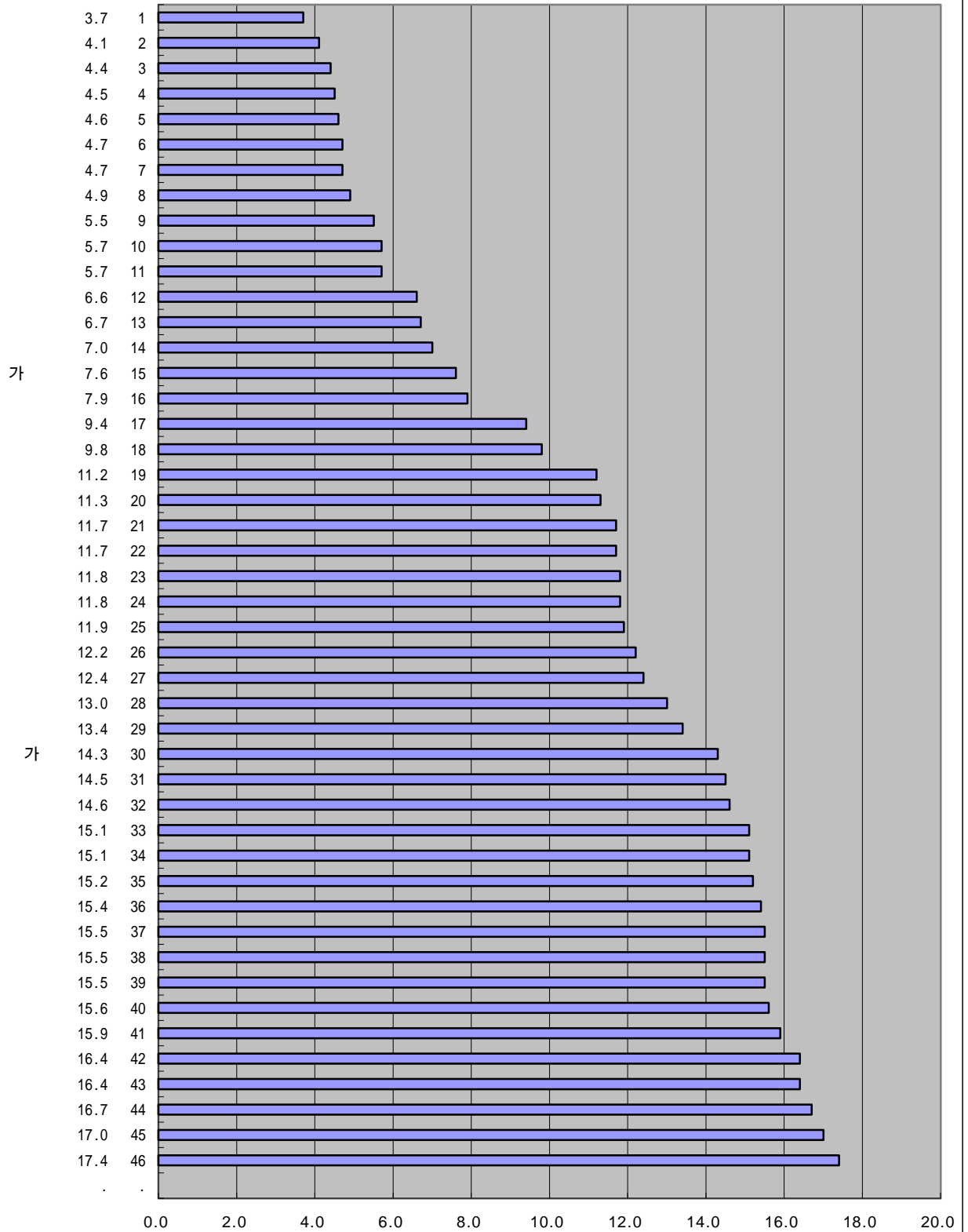


IMD 가
1997-2000
가 가

	2000 8-3. 65		1999 8-3. 65		1998 8-3. 65		1997 8-3. 65	
	('98)(%)		('97)(%)		('96)(%)		('96)(%)	
	()	()	()	()	()	()	()	()
	17.4	46	17.4	46	14.6	36	14.6	36
	4.5	4	4.5	4	4.3	8	4.3	8
	13.4	29	13.4	29	13.0	28	13.0	28
	15.1	33	15.1	34	16.1	45	16.1	45
	11.2	19	11.2	19	11.7	24	11.7	24
	7.9	16	7.9	16	7.9	16	7.9	16
	15.2	35	15.2	35	15.4	40	15.4	40
	15.5	38	15.5	38	15.0	37	15.0	37
	11.8	24	11.8	23	11.8	25	11.8	25
	14.6	32	14.6	32	13.6	32	13.6	32
	4.1	2	4.1	2	3.9	3	3.9	3
	4.6	5	4.6	5	4.0	5	4.0	5
	12.4	27	12.4	27	12.6	27	12.6	27
	4.4	3	4.4	3	4.1	6	4.1	6
	16.4	42	16.4	43	15.4	41	15.4	41
	5.7	10	5.7	11	5.2	11	5.2	11
	16.7	44	16.7	44	17.7	46	17.7	46
	15.5	39	15.5	37	15.1	38	15.1	38
	15.9	41	15.9	41	15.9	44	15.9	44
	.	47
가	7.6	15	7.6	15	6.5	15	6.5	15
	9.8	18	9.8	18	9.6	19	9.6	19
	11.3	20	11.3	20	10.9	21	10.9	21
	11.9	25	11.9	25	11.4	22	11.4	22
	15.4	36	15.4	36	15.8	43	15.8	43
	15.5	37	15.5	39	15.2	39	15.2	39
	9.4	17	9.4	17	9.3	18	9.3	18
	17.0	45	17.0	45	15.6	42	15.6	42
	4.9	8	4.9	8	4.1	7	4.1	7
	4.7	7	4.7	6	3.8	2	3.8	2
	16.4	43	16.4	42	13.1	30	13.1	30
	6.7	13	6.7	13	5.5	13	5.5	13
	13.0	28	13.0	28	13.0	29	13.0	29
	7.0	14	7.0	14	6.4	14	6.4	14
	12.2	26	12.2	26	12.0	26	12.0	26
	4.7	6	4.7	7	4.5	10	4.5	10
	5.7	11	5.7	10	4.0	4	4.0	4
	5.5	9	5.5	9	4.4	9	4.4	9
	11.8	23	11.8	24	10.3	20	10.3	20
	15.1	34	15.1	33	14.1	34	14.1	34
	15.6	40	15.6	40	14.5	35	14.5	35
	14.5	31	14.5	31	13.7	33	13.7	33
	3.7	1	3.7	1	3.5	1	3.5	1
	6.6	12	6.6	12	5.4	12	5.4	12
가	14.3	30	14.3	30	13.4	31	13.4	31
	11.7	21	11.7	22	11.6	23	11.6	23
	11.7	22	11.7	21	9.2	17	9.2	17

IMD 가
2000 가
가

8-3. 65
('98)(%)
()



IMD 가

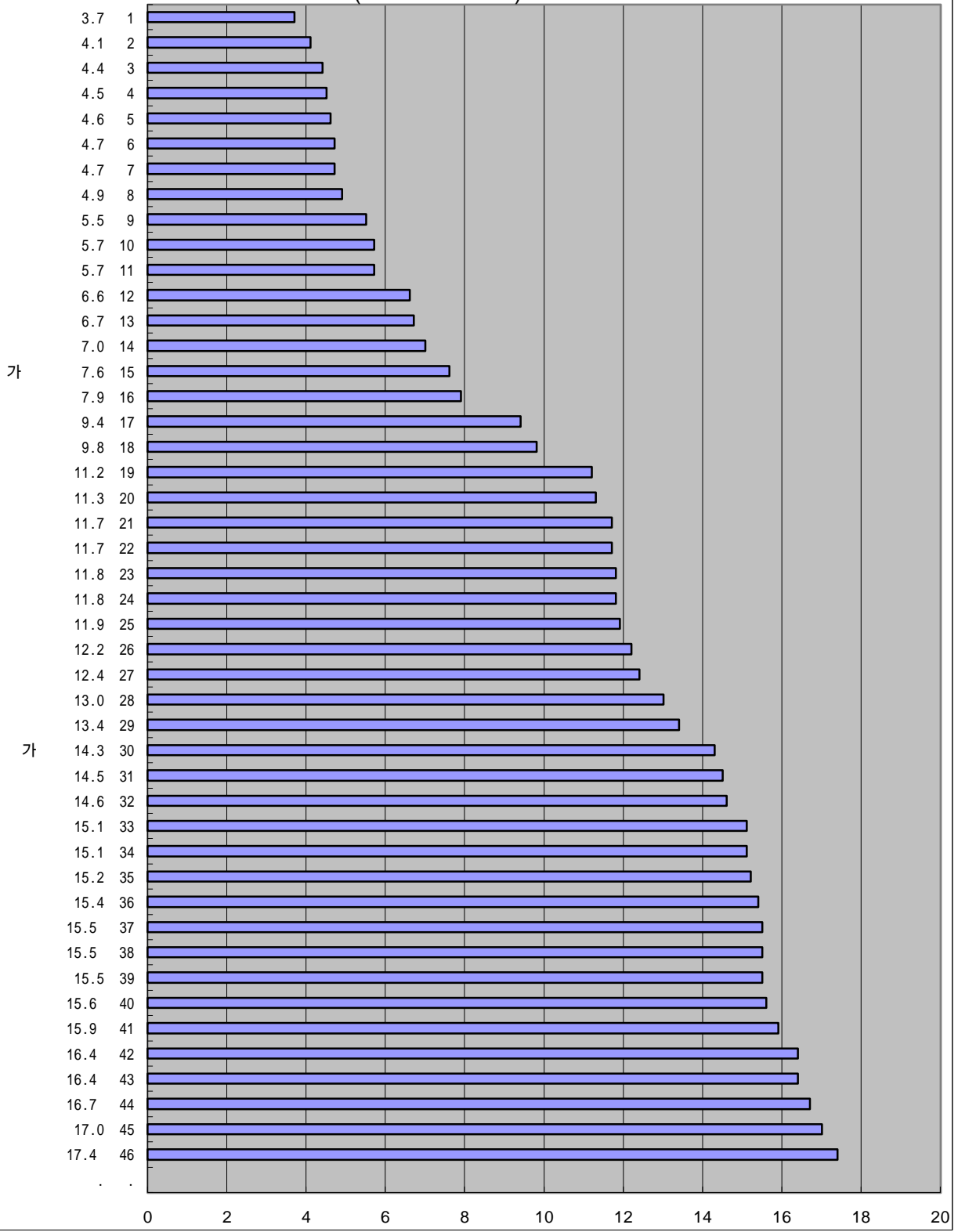
1999

가 가

8-3. 65

('97)(%)

()



가

가

IMD 가

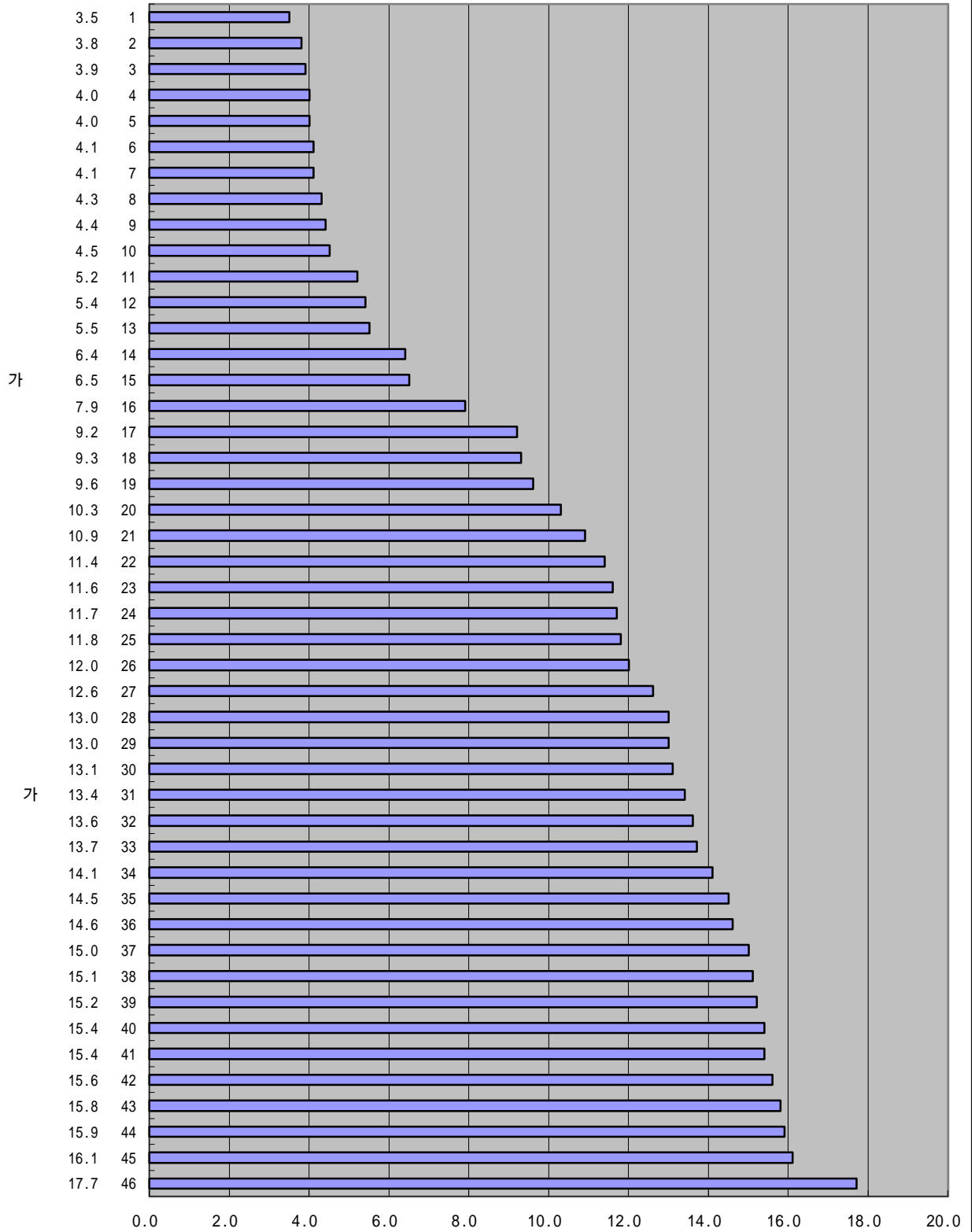
1998

가 가

8-3. 65

('96)(%)

()



IMD 가
1997 가
가 가

8-3. 65
('96)(%)

