

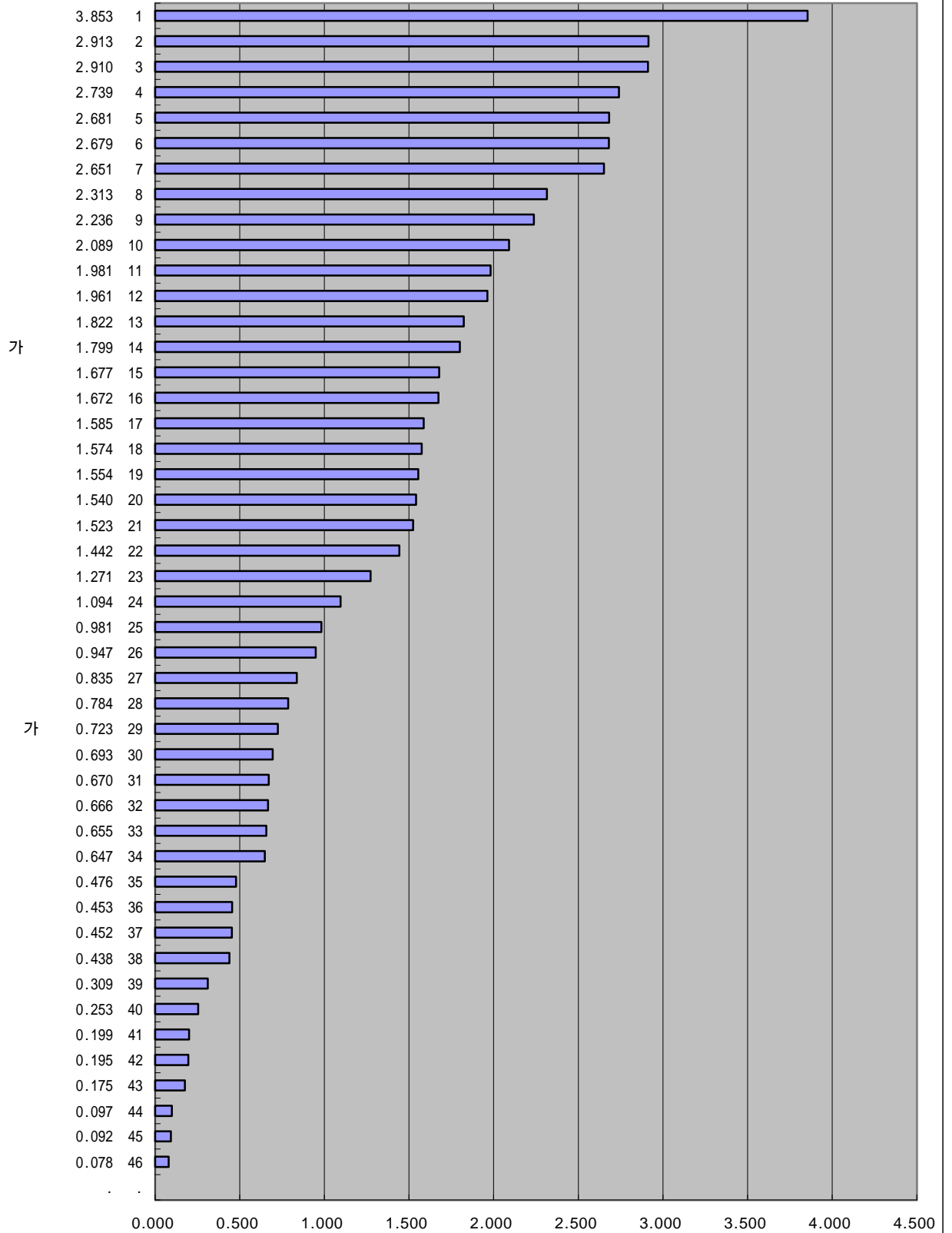
IMD 가  
1997-2000  
가 가

	2000 7-3. ( '98)(%, GDP )		1999 7-3. ( '97)(%, GDP )		1998 7-2. ( '96)(%, GDP )		1997 7-2. ( '95)(%, GDP )	
	0.476	35	0.476	36	0.476	35	0.48	34
	0.655	33	0.746	30	0.746	29	0.80	28
	2.089	10	2.089	10	2.076	10	2.04	11
	1.677	15	1.558	17	1.712	14	1.59	17
	0.981	25	0.981	25	0.984	24	1.04	25
	1.981	11	1.922	12	1.861	13	1.81	13
	1.961	12	1.937	11	1.913	12	1.83	12
	2.313	8	2.401	7	2.279	8	2.28	9
	0.947	26	0.946	26	0.860	25	1.11	24
	.	.	.	.	.	.	.	.
	0.199	41	0.199	42	0.320	38	0.32	37
	0.309	39	0.309	39	0.309	39	0.22	40
	2.679	6	2.546	6	2.418	5	2.47	5
	0.097	44	0.006	46	0.475	36	0.47	35
	1.585	17	1.585	16	1.585	17	1.66	14
	0.784	28	0.568	35	0.568	33	0.42	36
	3.853	1	3.594	1	3.590	1	3.02	1
	2.739	4	2.739	4	2.655	4	2.68	3
	0.835	27	0.885	27	0.838	26	0.82	27
	1.442	22	1.695	14	.	.	.	.
가	1.799	14	1.489	22	1.370	21	1.13	22
	0.453	36	0.368	38	0.368	37	0.29	38
	1.540	20	1.540	19	1.508	19	1.47	20
	1.523	21	1.523	21	1.539	18	1.55	18
	1.822	13	1.900	13	2.035	11	2.19	10
	1.554	19	1.533	20	1.505	20	1.51	19
	2.651	7	2.290	8	2.175	9	2.31	8
	1.094	24	1.054	24	1.120	22	1.14	21
	0.666	32	0.770	28	0.770	27	0.78	29
	0.092	45	0.092	45	0.092	44	0.16	41
	2.913	2	2.829	2	2.982	2	2.84	2
	0.693	30	0.644	33	0.482	34	0.49	33
	1.271	23	1.181	23	1.066	23	1.12	23
	0.670	31	0.645	32	0.674	31	0.83	26
	1.574	18	1.555	18	1.597	16	1.59	16
	0.195	42	0.195	43	0.254	41	0.25	39
	0.175	43	0.180	44	0.126	43	0.16	42
	0.452	37	0.452	37	0.000	45	0.00	43
	0.438	38	0.761	29	0.739	30	0.50	32
	0.647	34	0.583	34	0.589	32	0.65	31
	2.236	9	2.259	9	2.315	7	2.34	6
	2.910	3	2.711	5	2.349	6	2.32	7
	0.078	46	0.218	41	0.218	42	.	.
	2.681	5	2.791	3	2.790	3	2.68	4
가	0.723	29	0.723	31	0.749	28	0.75	30
	1.672	16	1.672	15	1.662	15	1.65	15
	0.253	40	0.288	40	0.288	40	.	.

IMD 가  
2000 가  
가 가

7-3.

('98)(\$, GDP )



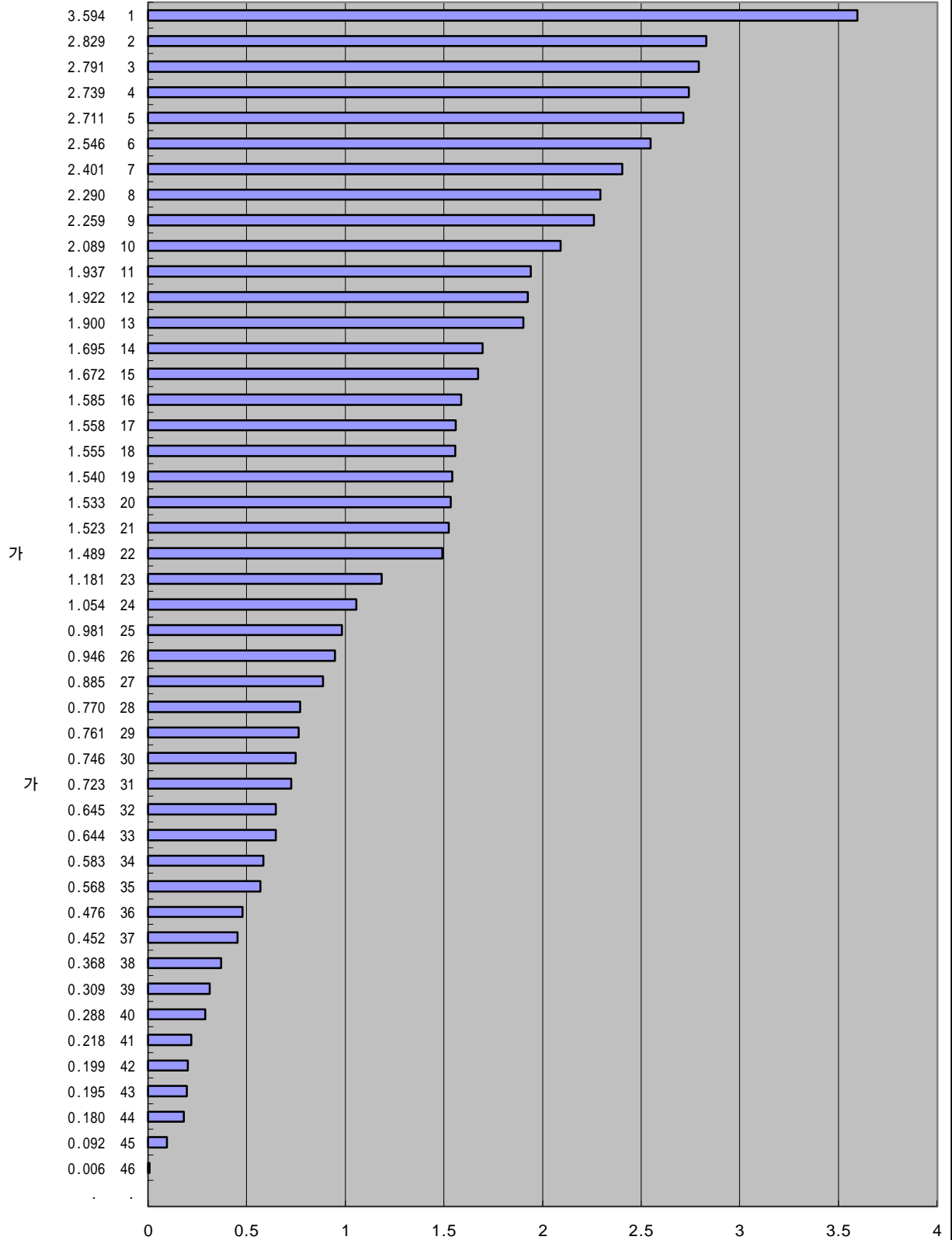
IMD 가

1999

가 가

7-3.

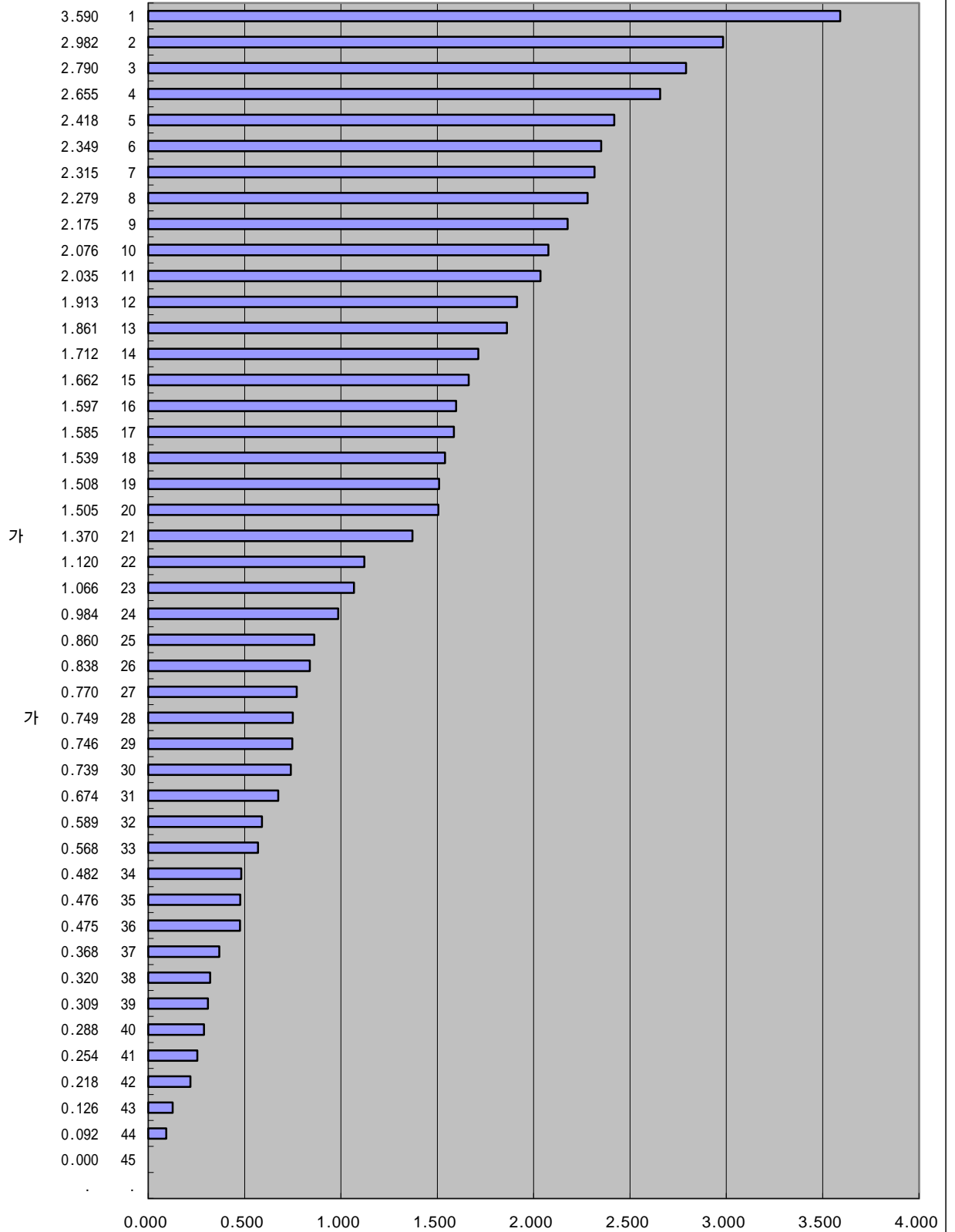
( '97)(%, GDP )



# IMD 가 1998 가 가

## 7-2.

('96)(%, GDP )



IMD 가

1997

가 가

7-2.

('95)(%, GDP )

