

가

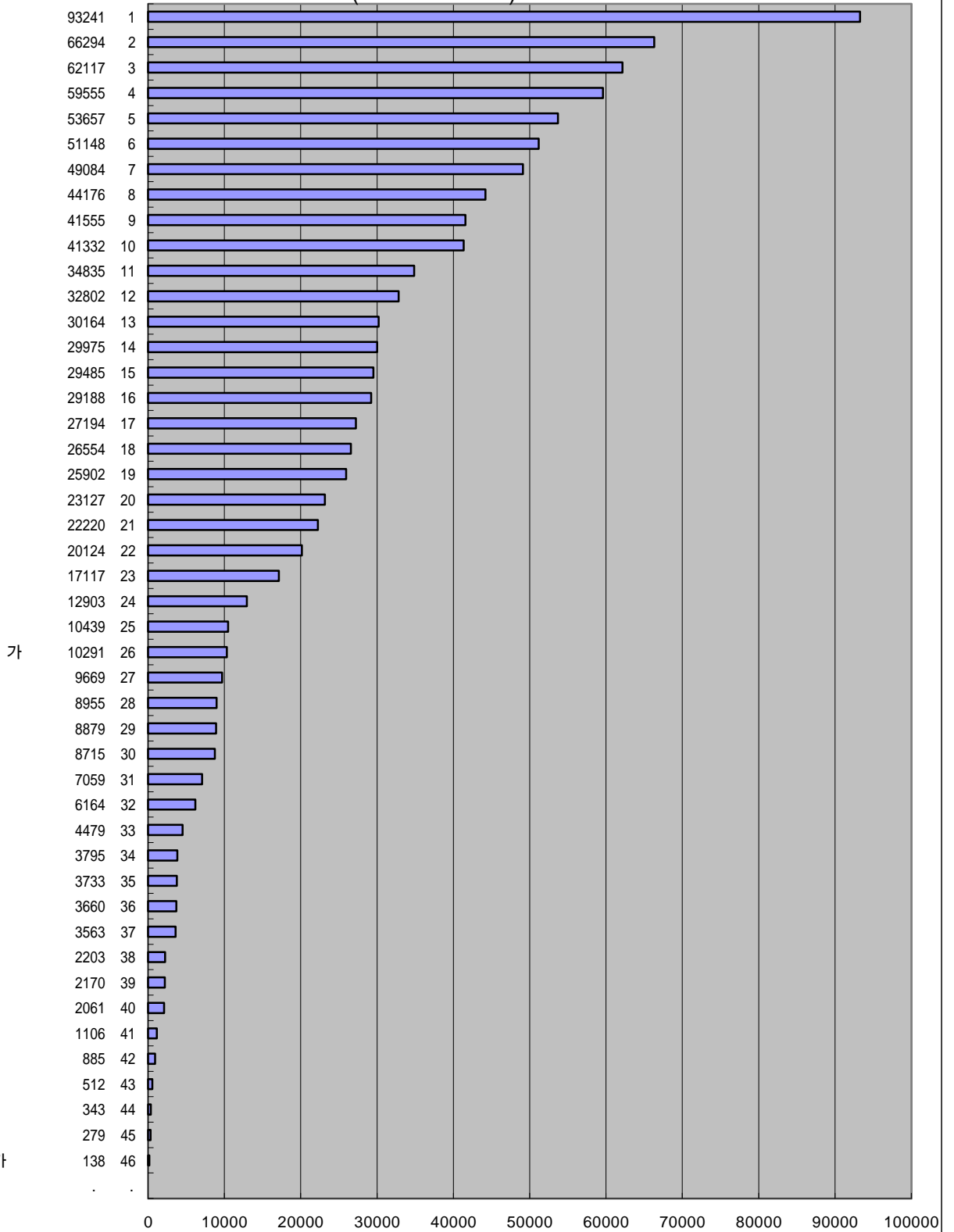
IMD 가
1997-2000
가 가

	2000		1999		1998		1997	
	6-7. ('99)(\$)()		6-8. ('98)(\$)()		6-8. ('97)(\$)()		6-4. ('94)(\$)	
	23127	20	23241	19	23241	22	15131	23
	8955	28	4847	33	4711	35	4466	32
	41555	9	38599	10	37622	15	40256	3
	29975	14	26548	16	41462	11	28118	12
	29188	16	33808	12	40057	14	21362	19
	9669	27	9128	28	8683	30	8811	28
	51148	6	49657	4	46181	7	33030	7
	41332	10	20155	21	44160	8	20159	20
	2061	40	2619	40	5032	34	3753	33
	22220	21	23386	18	23386	20	24424	17
	3733	35	9249	27	9373	29	6923	30
	4479	33	3749	36	3707	37	3284	35
	53657	5	43269	8	42211	10	29554	10
	3563	37	4451	35	5537	33	2811	37
	26554	18	25858	17	51716	5	37395	4
	3795	34	3671	37	3591	38	.	.
	93241	1	43509	7	40393	13	32502	8
	44176	8	41844	9	40518	12	35207	5
	17117	23	15874	24	17631	24	14518	24
	6164	32	6236	32
가	138	46	159	46	32102	16	22638	18
	20124	22	19599	22	.	.	13160	25
	66294	2	70946	2	66431	2	58141	1
	32802	12	31127	13	31127	17	27281	13
	62117	3	58505	3	50077	6	33144	6
	8715	30	16387	23	14937	25	16696	22
	49084	7	86605	1	86605	1	49990	2
	30164	13	26764	15	23369	21	18992	21
	343	44	386	45	58858	3	50	43
	279	45	958	42	569	44	767	41
	25902	19	20285	20	22867	23	26283	15
	512	43	498	44	574	43	328	42
	12903	24	11307	26	10003	28	6192	31
	7059	31	7238	30	8170	32	.	.
	59555	4	47120	6	52208	4	25153	16
	3660	36	4737	34	4145	36	.	.
	885	42	842	43	1249	42	825	40
	2203	38	3633	38	3391	39	2812	36
	2170	39	2945	39	2499	40	1398	38
	8879	29	8514	29	8462	31	3400	34
	29485	15	29192	14	27491	19	29513	11
	34835	11	49074	5	43476	9	30276	9
	1106	41	1040	41	1598	41	1256	39
	10439	25	6878	31	14133	26	9868	27
가	10291	26	11410	25	10707	27	8255	29
	27194	17	34426	11	28229	18	26316	14
	10857	26

IMD 가
2000 가
가

6-7.

('99)(\$, 1 GDP(PPP))
()



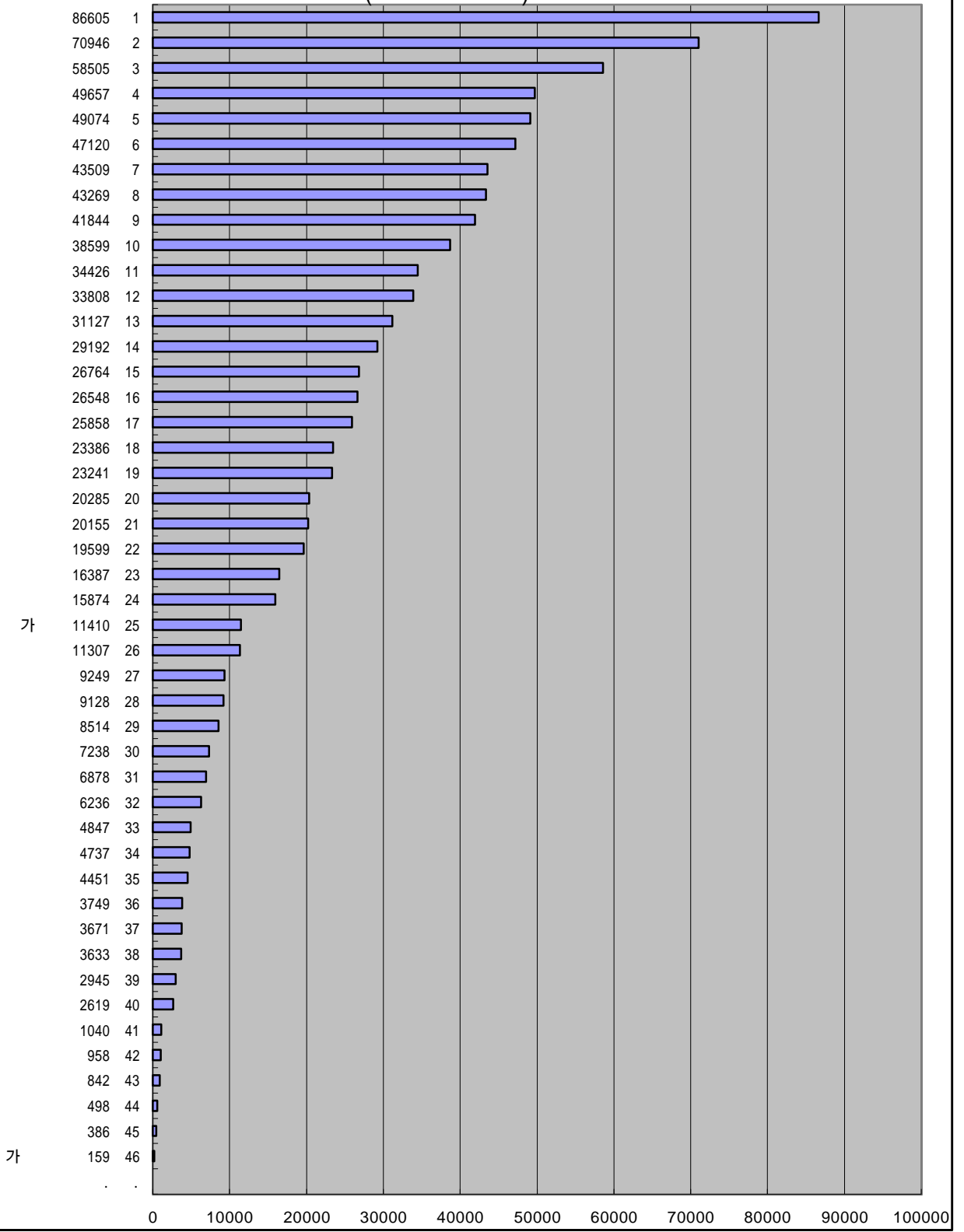
가

가

IMD 1999 가

6-8.

('98)(\$, 1 GDP(PPP))

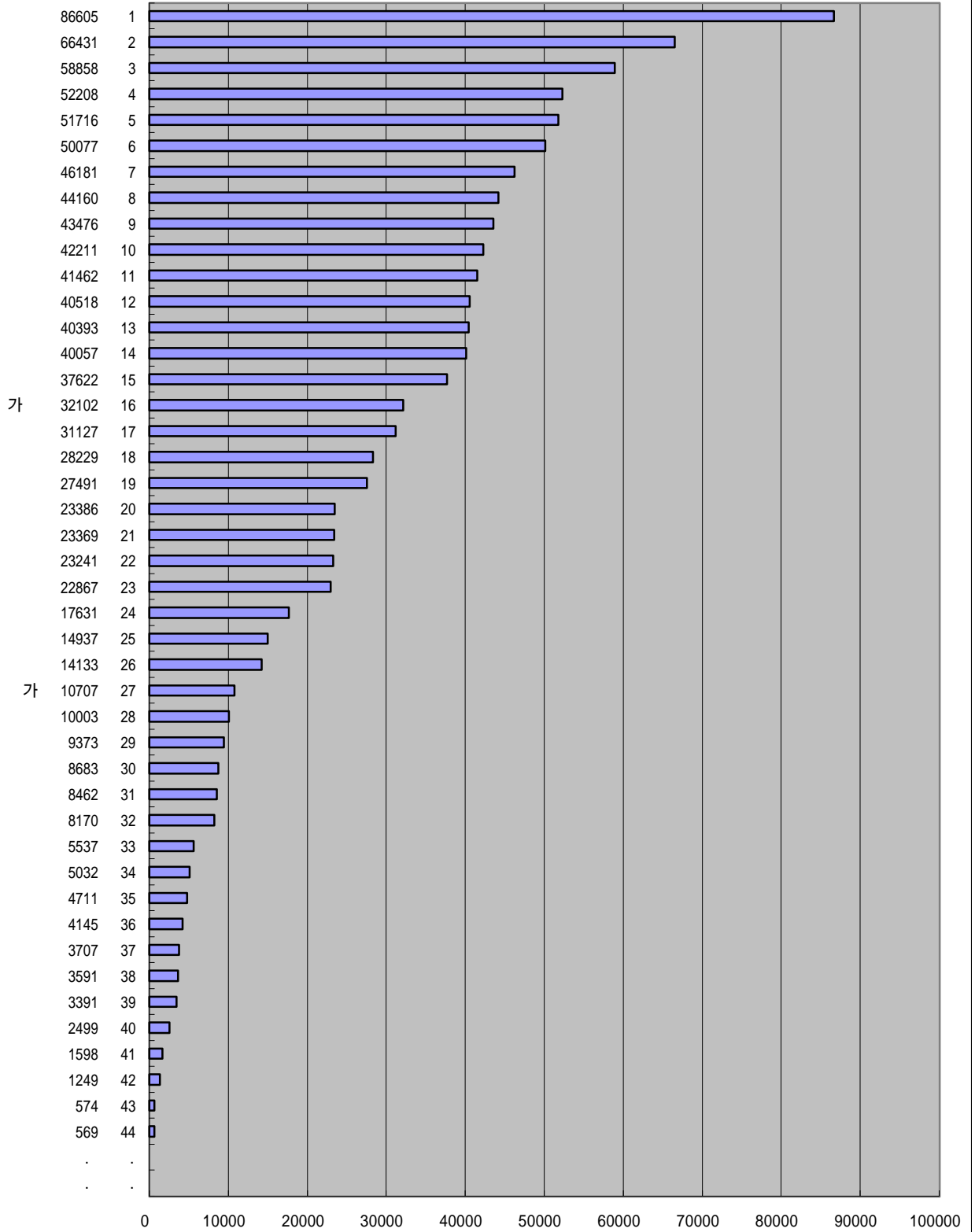


가

가

IMD 가 1998 가 가

6-8.
('97) (\$, 1) GDP)
()



IMD 가
1997 가 가

6-4.
('94) (\$, 1 GDP (PPP)

