

IMD 가
1997-2000

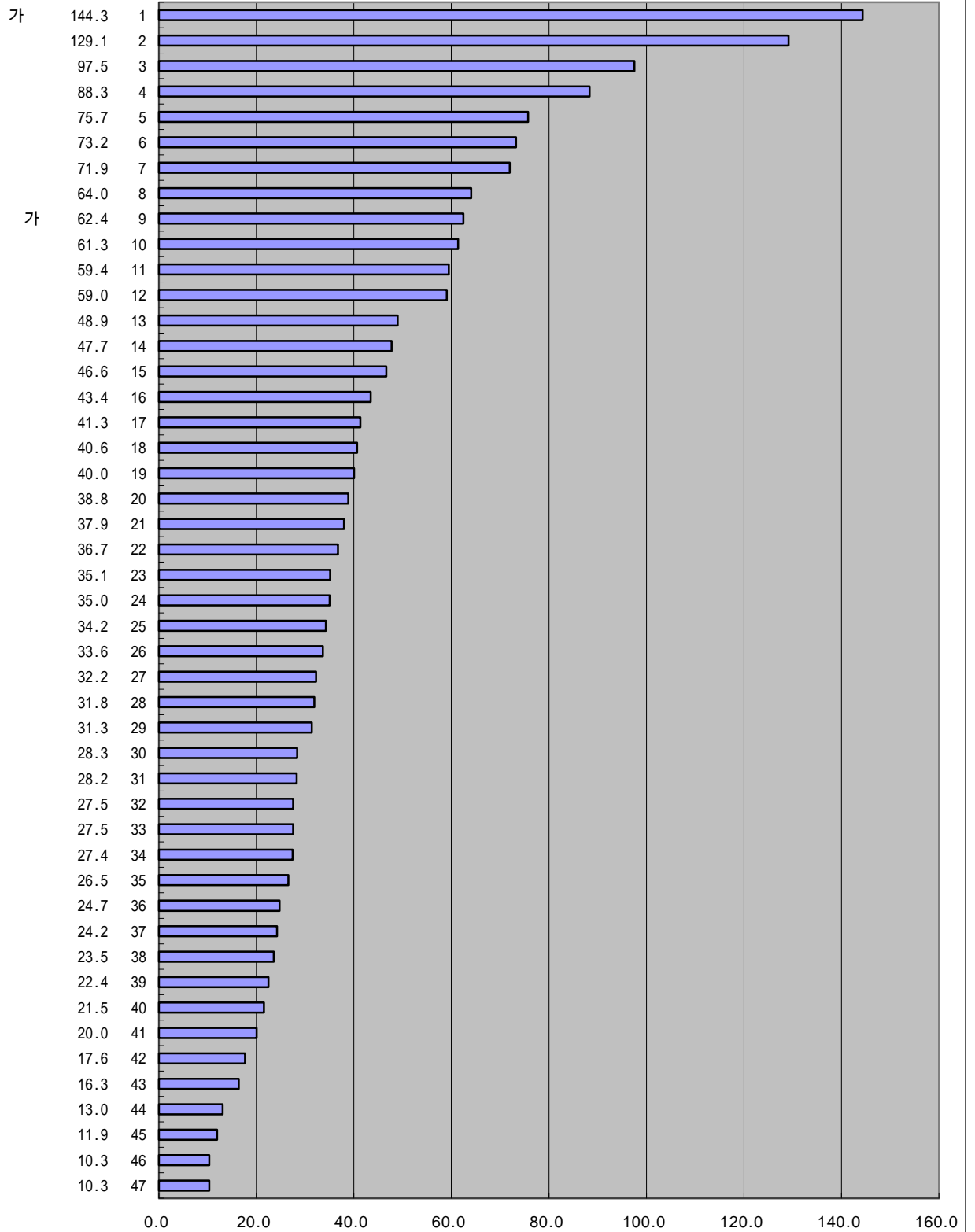
가 가

	2000 2-18. ('98)(%, GDP) ()		1999 2-18. ('97)(%, GDP) ()		1998 2-15. ('96)(%, GDP) ()		1997 2-15. ('95)(%, GDP) ()	
	24.7	36	26.2	34	25.3	32	25.8	30
	26.5	35	30.2	27	27.5	29	25.0	31
	59.0	12	60.8	9	62.3	6	51.4	9
	35.0	24	32.6	22	33.1	20	33.3	20
	32.2	27	30.0	28	30.3	23	31.6	22
	47.7	14	48.5	13	48.5	8	48.9	10
	35.1	23	32.6	21	34.2	19	32.2	21
	27.5	32	26.9	33	26.8	30	23.8	34
	28.3	30	15.1	42	14.4	40	16.9	40
	75.7	5	75.7	5	22.6	35	78.6	4
	97.5	3	106.6	3	105.4	3	100.4	3
	33.6	26	31.0	25	28.7	27	29.0	25
	13.0	44	12.9	43	13.0	42	12.4	41
	21.5	40	18.7	40	21.8	36	22.7	36
	71.9	7	72.2	6	76.0	4	64.3	6
	10.3	46	10.4	46	9.3	45	9.3	43
	37.9	21	37.3	19	37.7	17	35.4	17
	36.7	22	0.0	47	31.0	22	31.2	24
	27.5	33	27.6	31	28.0	28	24.1	33
	59.4	11	56.3	10
가	144.3	1	159.7	1	157.1	1	165.6	1
	11.9	45	11.4	44	9.9	44	9.0	44
	41.3	17	34.4	20	35.3	18	34.2	19
	88.3	4	78.5	4	72.7	5	69.7	5
	28.2	31	28.7	30	29.2	26	29.0	26
	46.6	15	45.0	14	43.7	11	38.7	14
	40.0	19	42.9	15	43.2	12	43.2	11
	23.5	38	24.3	35	24.5	33	24.6	32
	16.3	43	15.6	41	13.2	41	11.3	42
	73.2	6	27.1	32	26.6	31	26.8	29
	10.3	47	11.0	45	11.0	43	8.9	45
	17.6	42	19.1	39	18.4	39	22.5	37
	61.3	10	68.4	7	60.5	7	64.2	7
	31.3	29	30.8	26	29.6	25	26.9	28
	40.6	18	37.9	18	38.3	15	34.2	18
	20.0	41	20.7	38	19.6	38	21.2	39
	48.9	13	52.5	12	39.9	14	54.3	8
	27.4	34	29.6	29	0.0	46	0.0	46
	34.2	25	32.3	24	30.3	24	28.7	27
	43.4	16	38.9	17	38.3	16	38.7	15
	24.2	37	23.7	36	23.8	34	22.8	35
	31.8	28	32.3	23	31.6	21	31.3	23
	64.0	8	63.4	8	47.5	9	42.4	12
	38.8	20	39.2	16	40.2	13	35.6	16
가	62.4	9	54.3	11	43.9	10	42.1	13
	22.4	39	20.7	37	21.5	37	21.4	38
	129.1	2	137.7	2	145.2	2	155.0	2

IMD 2000 가

2-18.

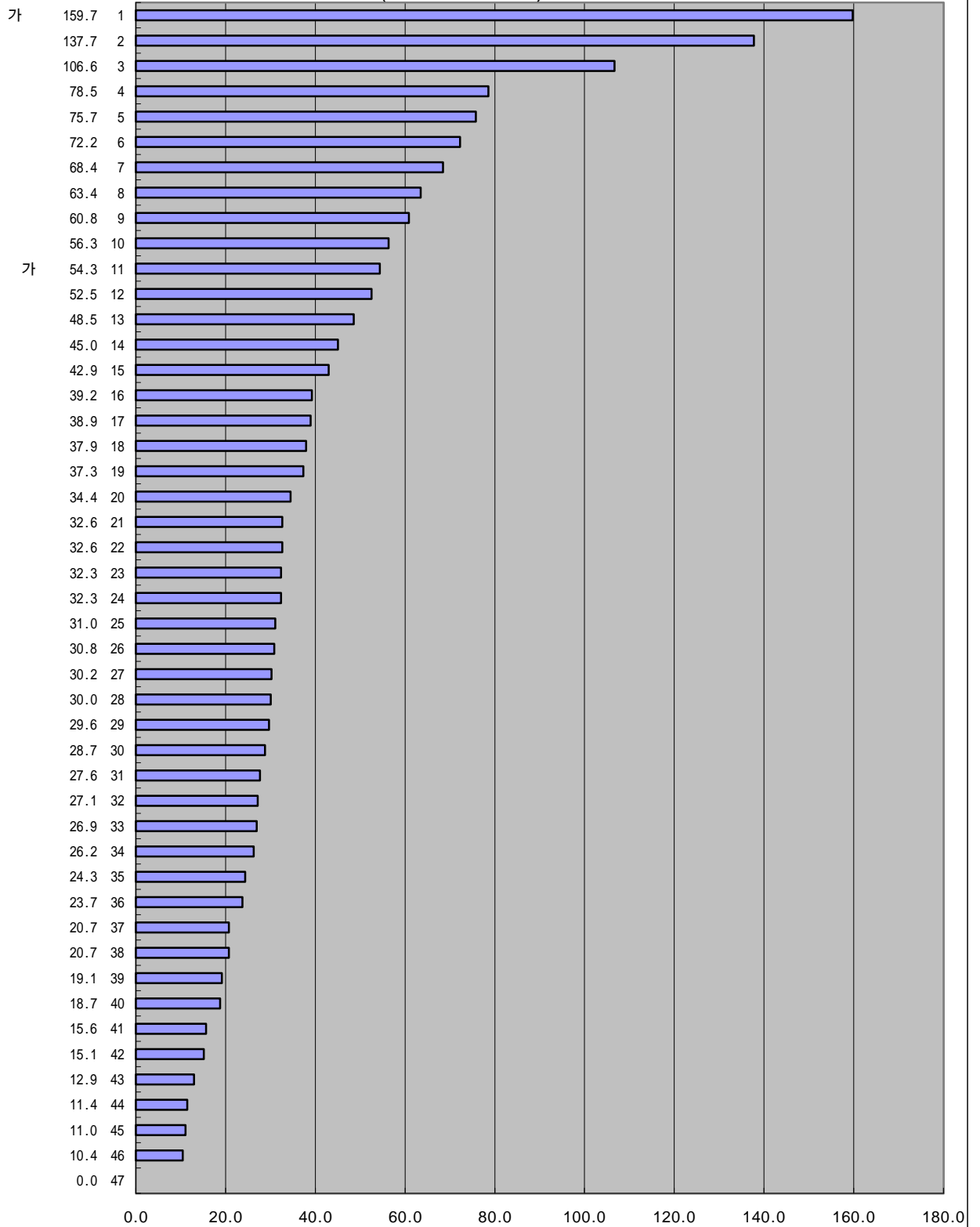
('98)(%, GDP)
()



IMD 가
1999 가
가 가

2-18.

('97)(%, GDP)
()

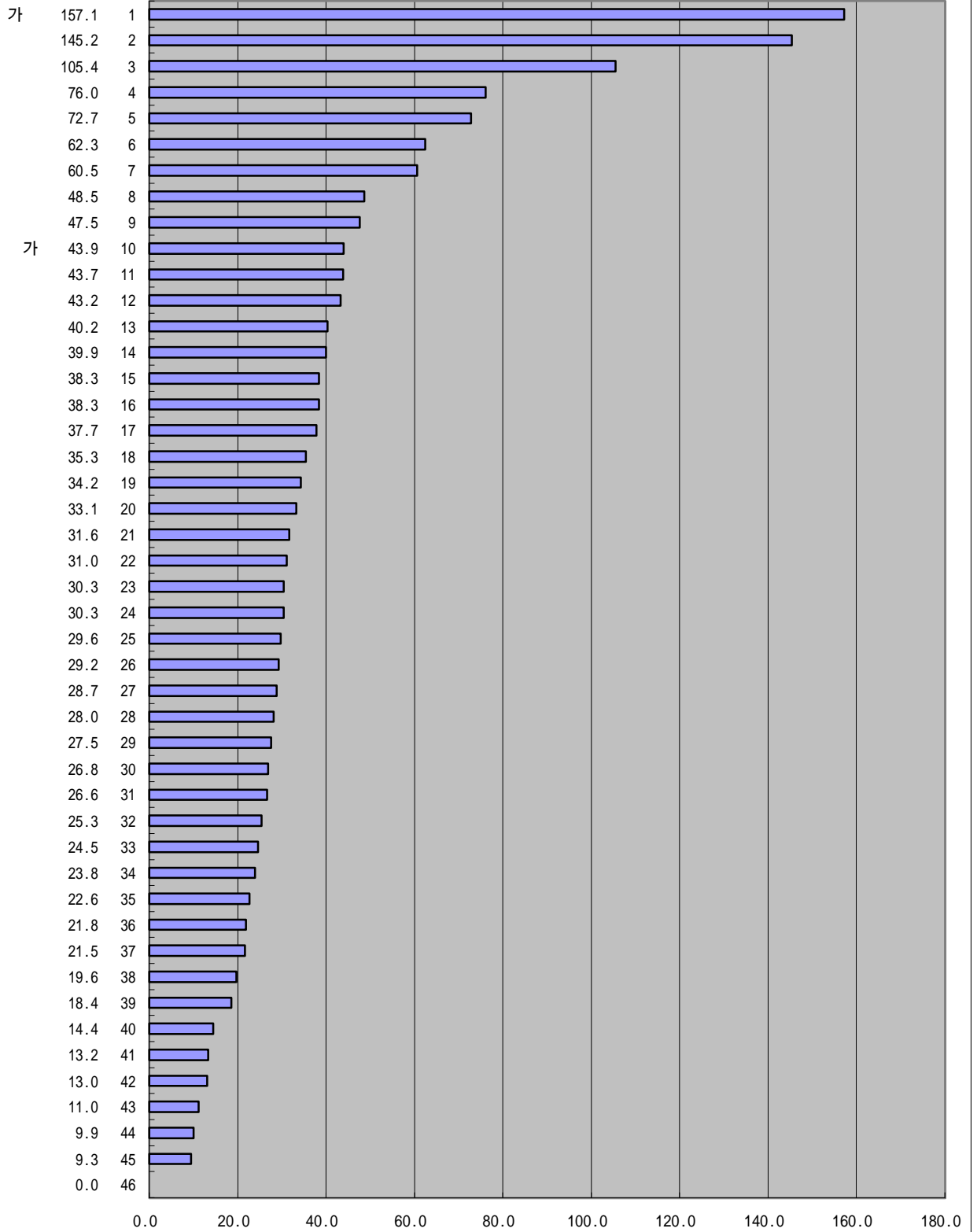


:

(IMD), 1999

(1999.4.21)

IMD 가
 1998 가 가
 2-15.
 ('97)(%, GDP)
 ()



IMD 가
1997 가
가 가

2-15.

('95)(%, GDP)
()

