

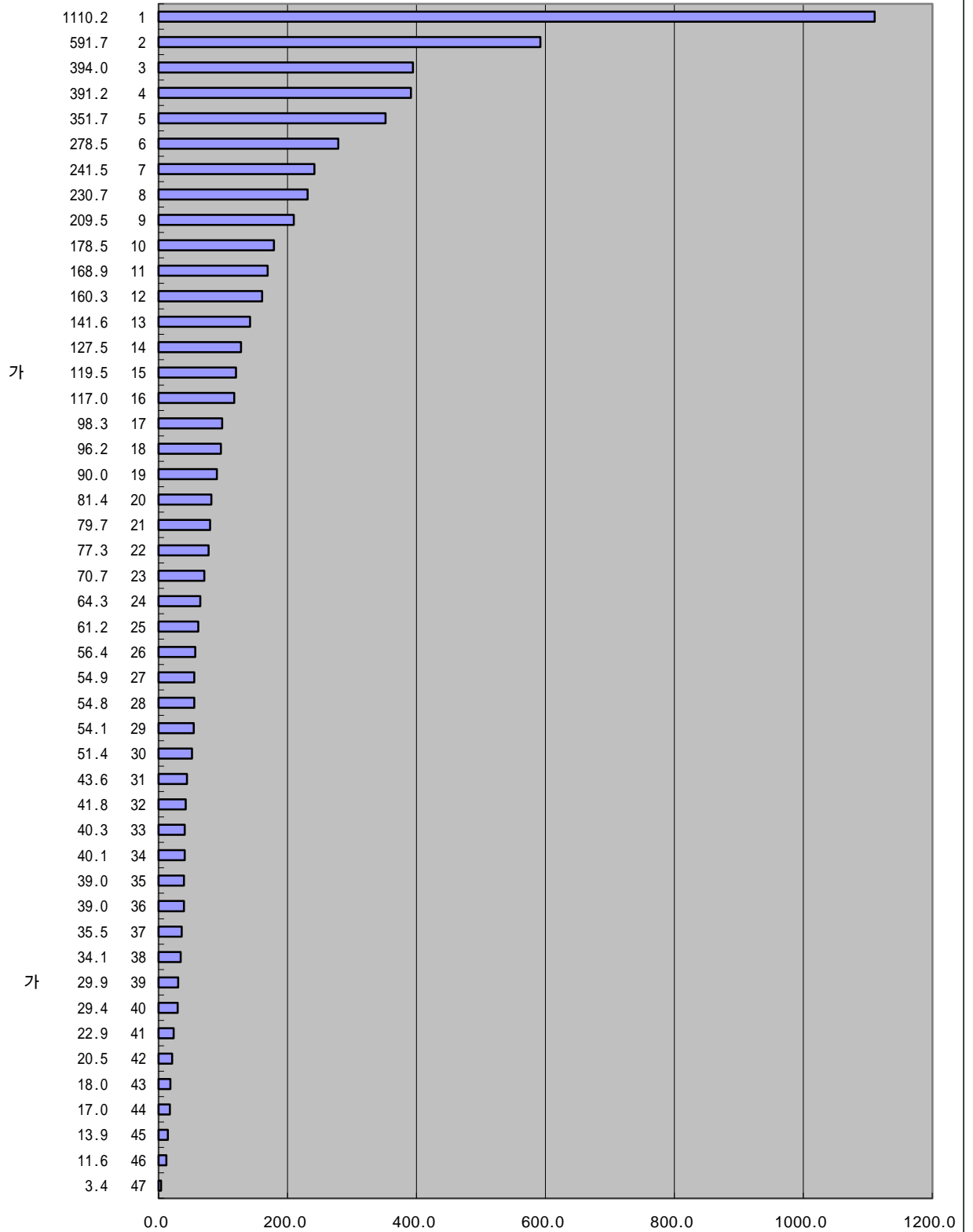
IMD 가
 1997-2000
 가 가

	2000 2-17. ('98)(10 \$) ()		1999 2-17. ('97)(10 \$) ()		1998 2-14. ('96)(10 \$) ()		1997 2-14. ('95)(10 \$) ()	
		29.4	40	32.2	39	31.1	38	29.5
	35.5	37	39.0	35	36.8	34	33.4	32
	230.7	8	221.0	9	220.5	9	203.2	8
	51.4	30	50.0	31	48.6	28	48.6	27
	17.0	44	19.4	43	19.7	42	18.5	40
	127.5	14	137.3	15	137.5	15	127.4	15
	61.2	25	59.9	25	59.9	25	55.6	25
	591.7	2	561.6	2	557.8	2	573.5	2
	77.3	22	67.5	24	66.3	24	60.6	24
	13.9	45	13.9	45	4.0	45	12.8	45
	70.7	23	104.4	17	92.1	17	87.6	19
	141.6	13	124.8	16	82.4	21	83.3	20
	1110.2	1	1049.1	1	1050.6	1	899.1	1
	20.5	42	16.5	44	16.7	44	13.2	44
	178.5	10	174.7	10	183.7	10	173.3	10
	79.7	21	84.0	22	66.9	23	66.9	23
	90.0	19	84.9	20	85.3	19	81.5	21
	96.2	18	90.1	19	95.6	16	95.6	16
	160.3	12	147.0	14	146.5	14	135.0	14
	11.6	46	11.1	46
가	119.5	15	151.9	13	151.3	13	141.0	13
	40.1	34	38.4	37	29.5	39	25.2	39
	3.4	47	2.8	47	2.6	46	2.4	46
	64.3	24	54.2	28	49.0	27	42.0	28
	394.0	3	376.8	4	376.9	4	320.4	5
	98.3	17	92.2	18	89.6	18	90.4	17
	39.0	36	41.8	33	41.1	30	37.5	30
	278.5	6	278.2	6	277.7	6	267.0	6
	56.4	26	54.1	29	44.6	29	34.4	31
	39.0	35	58.1	26	53.8	26	53.8	26
	391.2	4	460.8	3	461.0	3	457.7	3
	168.9	11	172.4	12	166.2	12	156.7	12
	34.1	38	32.5	38	34.0	37	30.3	34
	22.9	41	23.7	41	21.3	40	18.1	41
	241.5	7	236.9	7	236.7	7	193.6	9
	18.0	43	19.7	42	16.8	43	17.2	43
	54.9	27	80.7	23	81.9	22	89.4	18
	54.8	28	56.7	27	40.4	31	26.7	37
	54.1	29	43.4	32	36.1	35	26.5	38
	43.6	31	39.7	34	39.5	33	32.9	33
	351.7	5	330.5	5	328.2	5	350.3	4
	40.3	33	38.7	36	39.7	32	39.2	29
	41.8	32	52.1	30	35.2	36	27.2	36
가	117.0	16	173.7	11	178.0	11	162.6	11
	29.9	39	24.8	40	19.7	41	17.4	42
	81.4	20	84.0	21	84.8	20	74.6	22
	209.5	9	235.9	8	231.6	8	217.3	7

IMD 가 2000 가 가

2-17.

('98)(%, GDP)
()



IMD 가

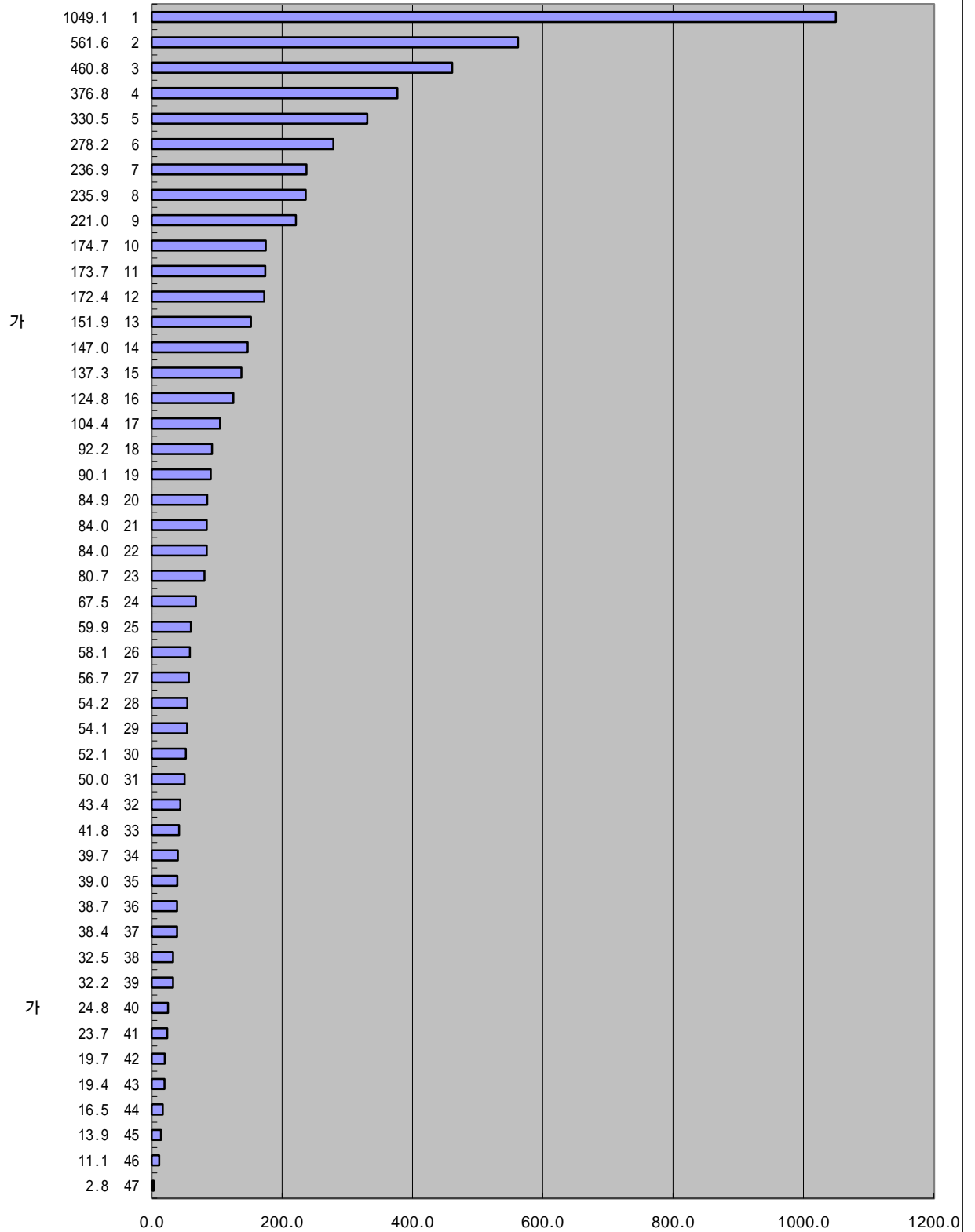
1999

가

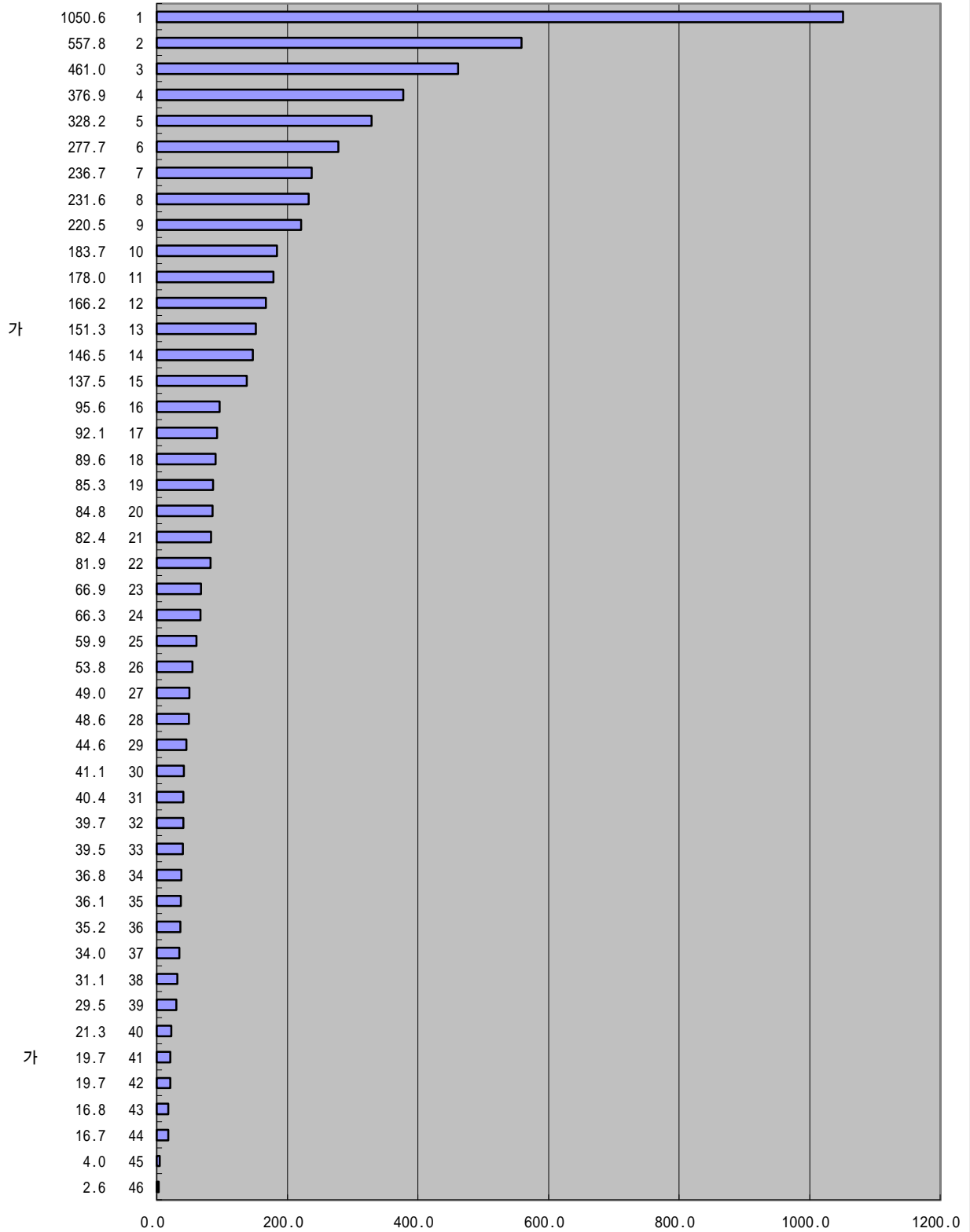
가

2-17.

('97) (% , GDP)
()



IMD 가
 1998 가 가
 2-14.
 ('97)(10 \$)
 ()



IMD 가
1997 가
가 가

2-14.

('96)(10 \$)
()

