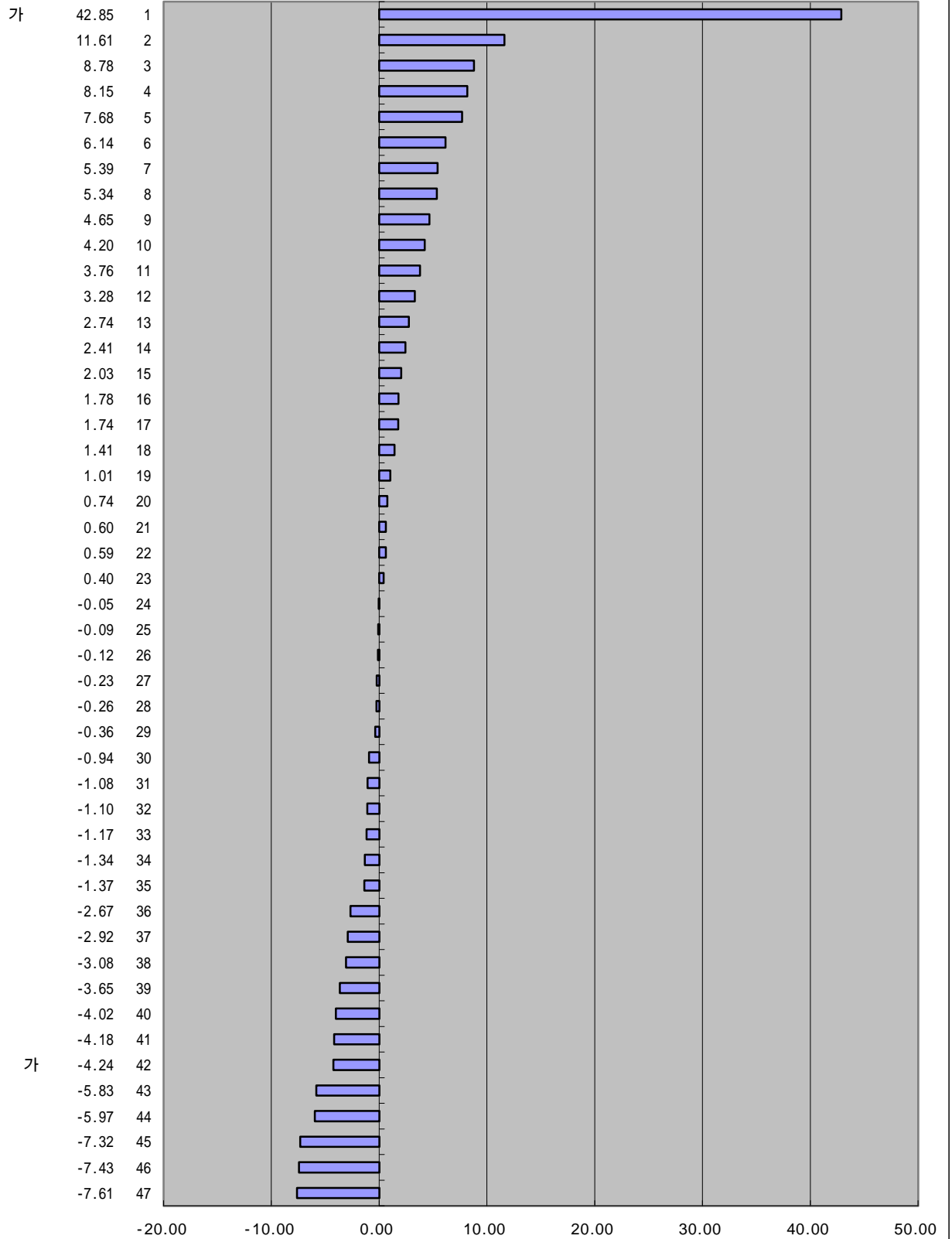


IMD 가
1997-2000
가 가

	2000		1999		1998		1997	
	2-6. ('99)(%, GDP)		2-6. ('98)(%, GDP)		2-6. ('97)(%, GDP)		2-6. ('96)(%, GDP)	
	-3.08	38	-4.04	39	-4.03	41	-3.50	37
	-0.36	29	-1.50	26	-1.61	29	-1.55	29
	3.76	11	5.85	5	6.35	6	4.41	7
	4.20	10	1.16	17	7.37	3	6.13	5
	-7.32	45	-6.47	47	-7.02	44	-3.77	39
	2.03	15	1.32	15	2.72	12	3.84	8
	-0.23	27	-0.99	24	1.02	17	0.98	16
	-0.05	24	0.38	19	-0.26	23	-0.66	24
	0.60	21	0.75	18	1.67	16	2.97	12
	11.61	2	11.61	3	14.31	2	16.94	2
	4.65	9	7.17	4	-5.20	42	-5.20	43
	-2.92	37	-3.64	38	-0.16	22	-0.03	20
	-3.65	39	-2.69	35	-2.11	33	-2.11	33
	5.34	8	5.31	8	6.71	4	10.93	3
	3.28	12	5.68	7	5.91	7	5.06	6
	-4.02	40	-4.53	40	-3.25	37	-3.25	35
	1.78	16	2.19	14	2.83	11	3.04	11
	8.15	4	0.01	22	6.68	5	6.52	4
	-1.17	33	0.26	20	0.80	18	0.09	18
	-1.34	34	0.20	21
가	42.85	1	15.40	1	15.40	1	17.73	1
	-4.18	41	-2.92	37	-1.39	27	-1.35	27
	-5.97	44	-2.86	36	-1.54	28	-1.86	32
	0.40	23	3.97	9	1.74	15	2.00	13
	-0.09	25	-0.59	23	0.30	19	-0.08	21
	-2.67	36	-2.29	34	-2.05	32	-1.75	30
	-1.37	35	-2.26	32	-3.46	38	-4.83	41
	0.59	22	3.29	11	3.61	9	3.51	9
	-1.08	31	-1.87	29	-1.18	26	-1.36	28
	7.68	5	-2.28	33	-3.47	39	-3.49	36
	2.74	13	3.20	12	2.19	14	1.37	14
	1.01	19	3.29	10	0.23	20	0.23	17
	-0.94	30	-5.01	43	-7.47	45	-6.10	45
	-0.12	26	-6.23	46	-1.82	30	-1.82	31
	-0.26	28	-2.12	31	-0.97	24	-0.35	22
	-1.10	32	-4.79	41	-5.63	43	-5.61	44
	8.78	3	-1.96	30	-7.98	46	-8.24	46
	0.74	20	-1.76	27	0.00	21	0.00	19
	-7.43	46	-5.23	44	-2.90	35	-1.01	26
	-7.61	47	-1.79	28	-2.39	34	-0.40	23
	2.41	14	2.67	13	2.33	13	1.27	15
	5.39	7	5.83	6	4.06	8	3.31	10
	1.74	17	1.18	16	3.44	10	-2.93	34
	6.14	6	12.47	2	-1.99	31	-4.89	42
가	-4.24	42	-4.88	42	-3.78	40	-3.74	38
	-5.83	43	-5.34	45	-2.97	36	-4.07	40
	1.41	18	-0.99	25	-0.99	25	-0.99	25

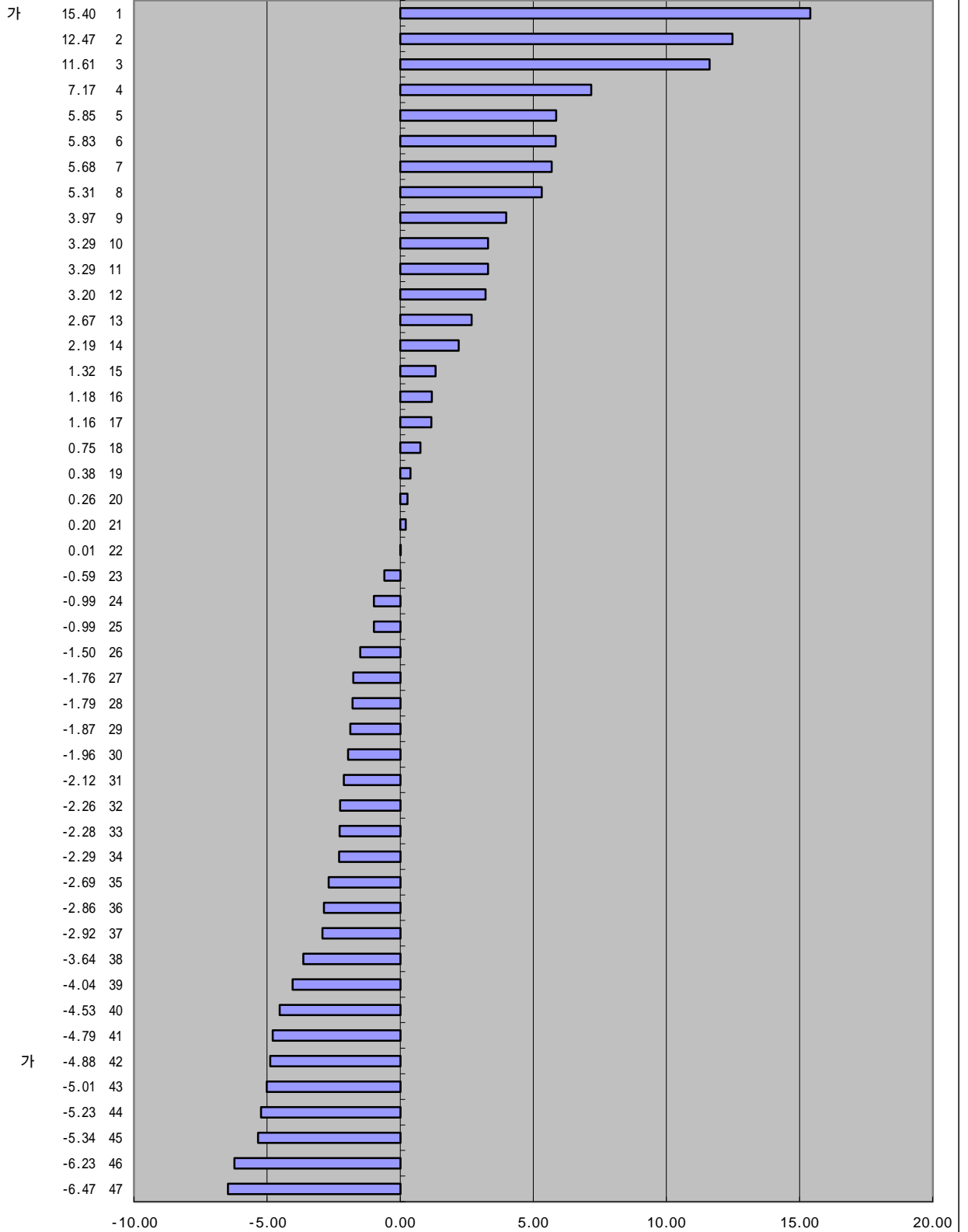
IMD 가
2000 가
가

2-6.
('99)(%, GDP)



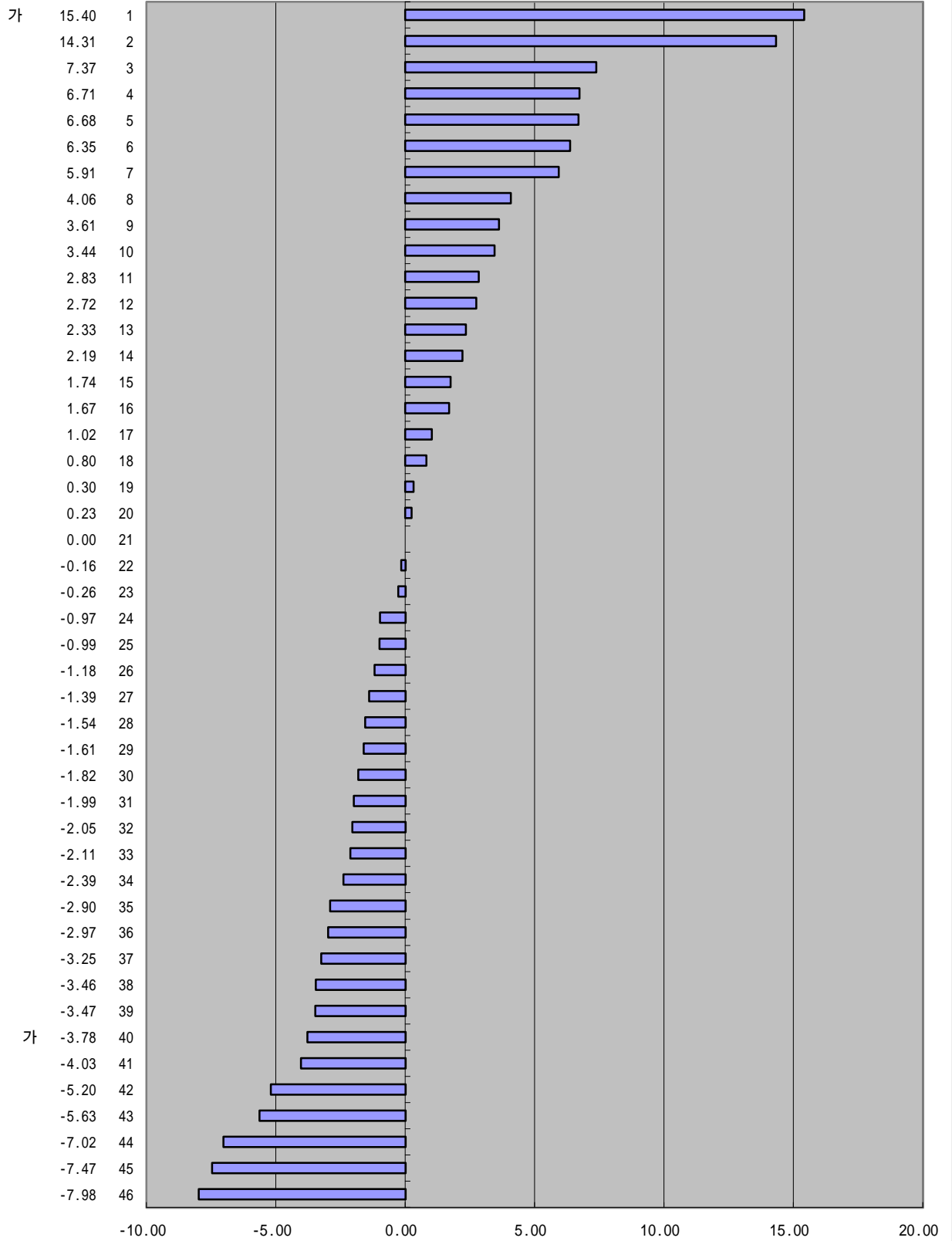
IMD 가
1999 가
가 가

2-6.
('98)(%, GDP)



IMD 가
1998 가 가

2-6.
('97)(%, GDP)



IMD 가
1997 가
가 가

2-6.
('96) (% , GDP)

