

# IMD 가

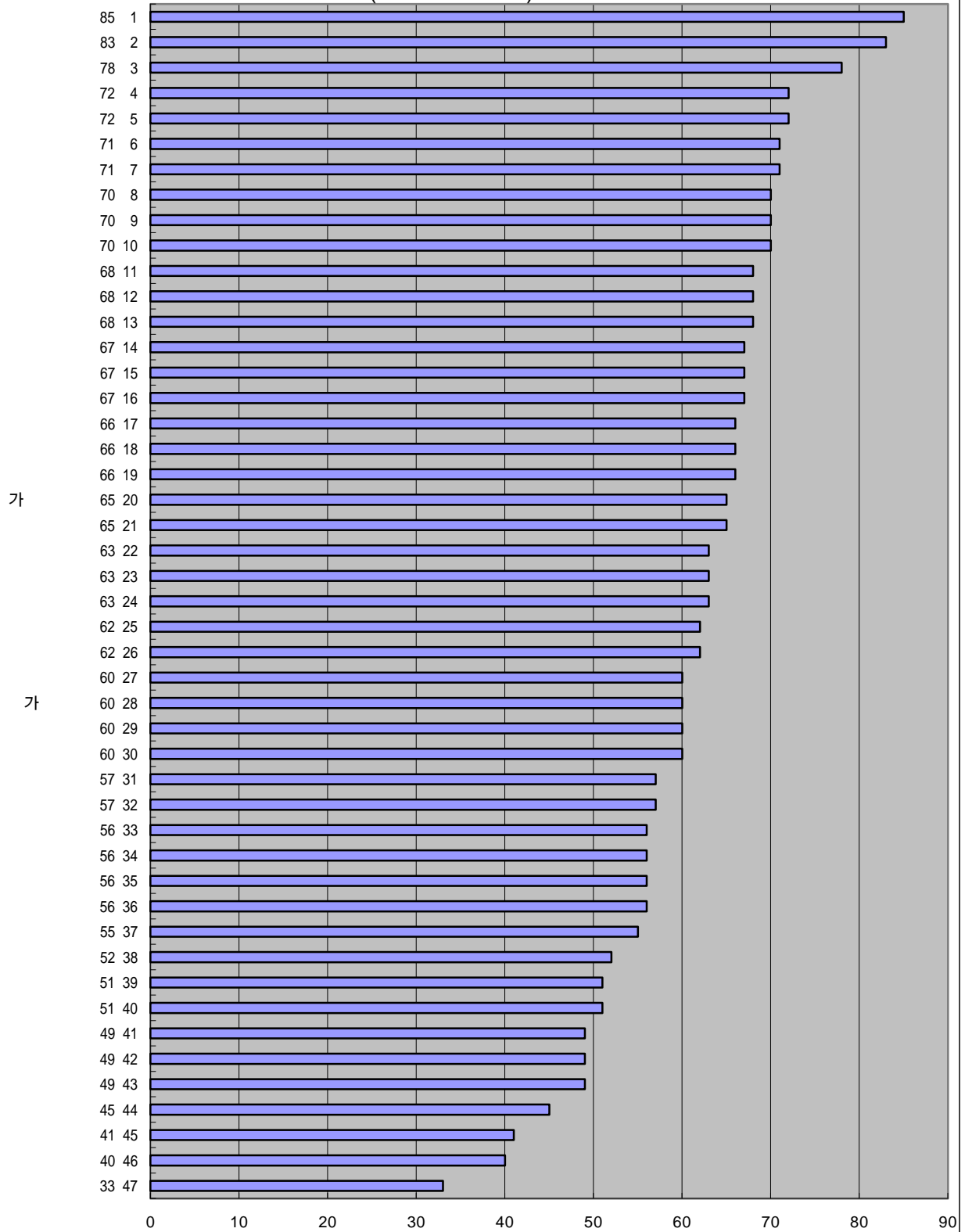
## 1997-2000

### 가 가

	2000 1-19(c). GDP - ( '98)(%, GDP ) ( )		1999 1-18(c). GDP - ( '97)(%, GDP ) ( )		1998 1-17(c). GDP - ( '96)(%, GDP ) ( )		1997 1-17(c). GDP - ( '95)(%, GDP ) ( )	
	56	35	56	31	56	30	82	2
	57	32	56	33	56	32	56	30
	70	8	70	6	70	7	70	6
	66	18	68	12	62	21	62	20
	70	9	70	7	70	8	65	14
	63	24	62	24	61	23	60	25
	67	14	67	14	67	11	63	18
	60	27	60	26	60	24	53	36
	49	42	54	37	39	45	55	31
	78	3	70	5	70	6	75	3
	40	46	41	46	44	42	42	45
	68	13	68	11	67	12	64	16
	71	7	72	3	72	3	73	4
	52	38	49	41	56	33	53	37
	72	4	68	9	68	9	68	8
	56	34	59	29	56	29	54	32
	66	19	66	15	66	15	68	9
	65	21	65	18	65	17	57	29
	63	23	63	23	63	20	60	24
	63	22	63	22	.	.	.	.
가	65	20	64	20	66	14	64	17
	56	33	63	21	63	18	57	28
	62	26	60	27	60	26	60	23
	83	2	83	2	83	2	83	1
	67	16	66	16	66	16	66	13
	68	11	67	13	63	19	64	15
	67	15	50	39	50	39	50	39
	66	17	65	17	66	13	66	12
	45	44	46	44	42	43	42	43
	41	45	41	45	41	44	42	44
	60	29	60	28	58	27	58	26
	33	47	32	47	31	46	54	33
	55	37	55	34	55	34	69	7
	57	31	47	43	68	10	62	19
	68	12	68	10	61	22	67	11
	49	41	64	19	54	35	53	35
	49	43	50	40	54	37	50	41
	60	30	55	36	53	38	58	27
	70	10	55	35	54	36	54	34
	56	36	56	32	56	31	51	38
	72	5	71	4	71	4	60	22
	62	25	57	30	57	28	70	5
	51	40	48	42	46	41	46	42
가	51	39	51	38	50	40	50	40
	60	28	61	25	60	25	61	21
	71	6	68	8	70	5	67	10
	85	1	84	1	83	1	31	46

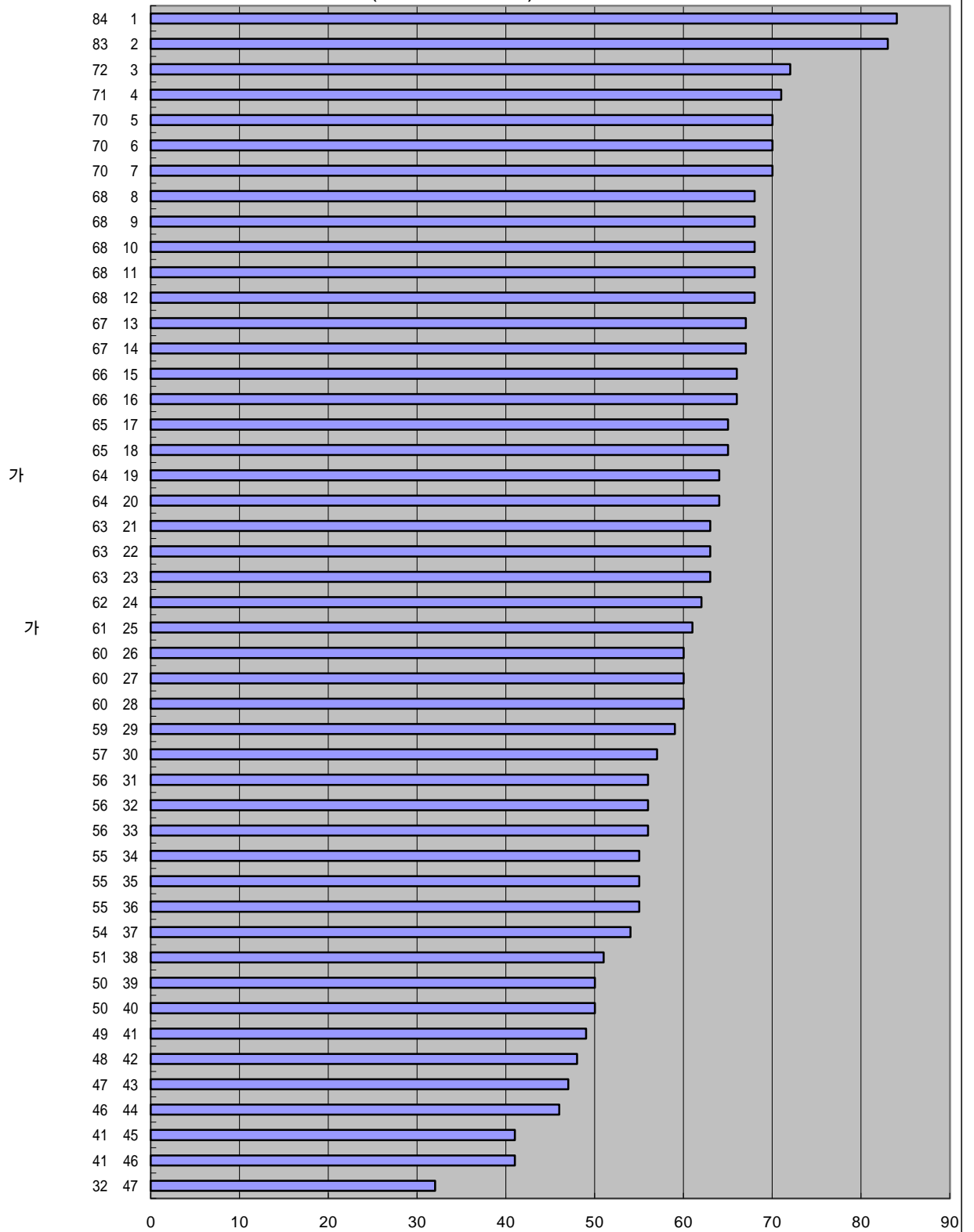
IMD 가  
2000 가  
가 가

1-19(c). GDP -  
( '98)(%, GDP )  
( )



IMD 가  
1999 가 가

1-18(c). GDP -  
( '97)(%, GDP )  
( )



IMD 가

1998

가 가

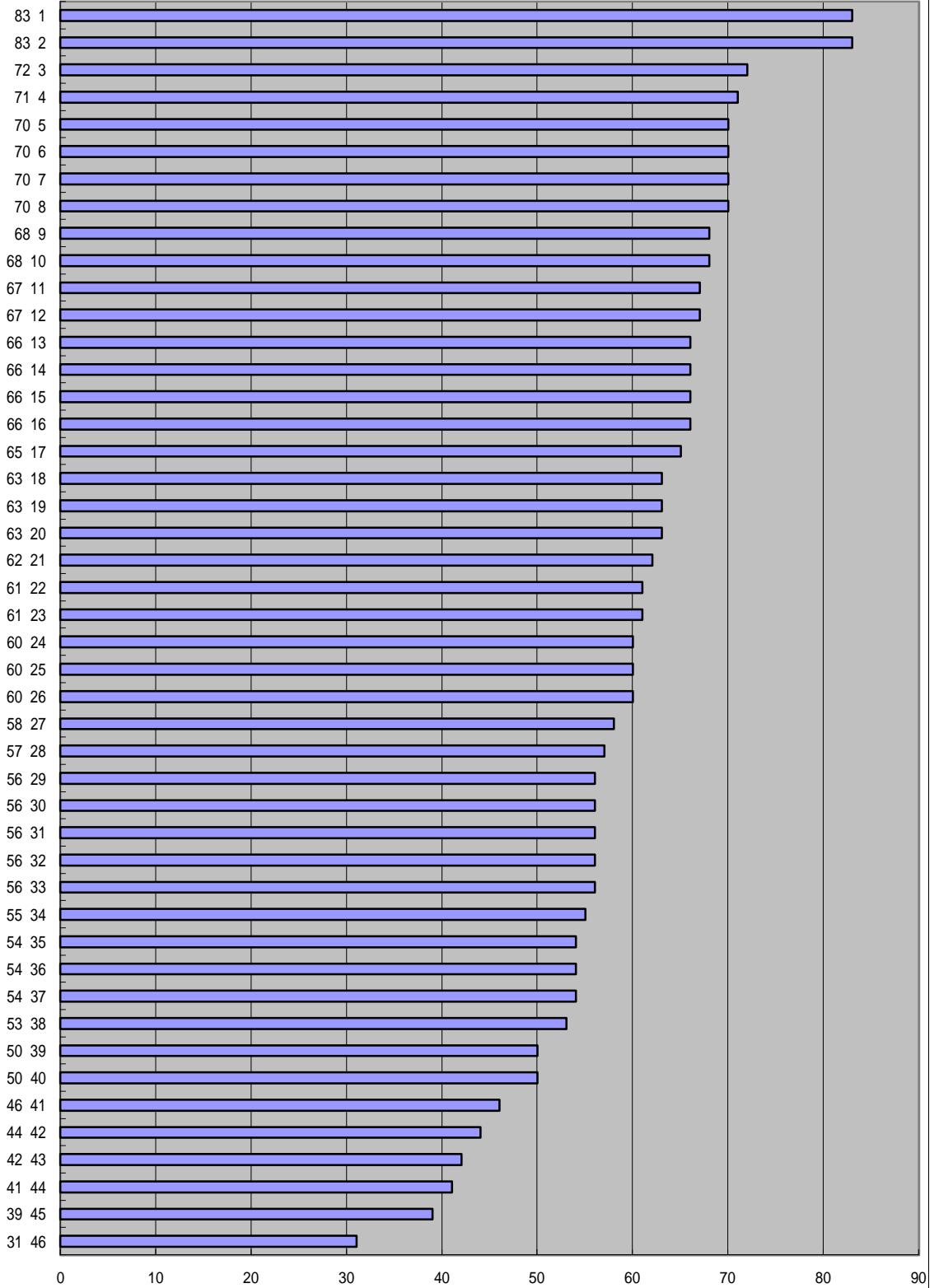
1-17(c)

GDP -

('96)(%, GDP )  
( )

가

가



IMD 가  
1997 가 가

1-17(c). GDP -  
( '95)(%, GDP )  
( )

