

IMD 가
1997-2000
가 가

	2000 1-19(b). GDP - ('98)(%, GDP) ()		1999 1-18(b). GDP - ('97)(%, GDP) ()		1998 1-17(b). GDP - ('96)(%, GDP) ()		1997 1-17(b). GDP - ('95)(%, GDP) ()	
	28	33	28	35	28	36	18	45
	38	13	39	11	39	11	39	13
	27	38	27	38	27	41	27	40
	32	23	30	31	35	17	35	19
	21	45	21	43	21	43	27	41
	34	21	35	17	35	18	36	18
	29	32	29	32	29	34	32	24
	38	11	38	13	38	12	31	29
	42	6	39	10	48	2	38	15
	21	44	20	45	20	44	24	44
	48	2	46	3	43	4	43	3
	27	37	26	41	27	40	28	38
	27	39	26	42	26	42	25	43
	44	3	47	2	38	13	42	4
	27	35	31	30	30	32	30	32
	36	15	33	21	36	15	34	22
	32	25	32	25	32	26	30	34
	32	26	32	26	32	27	40	11
	34	20	34	20	34	21	35	20
	33	22	34	19
가	35	17	36	16	33	22	36	17
	37	14	31	28	31	29	36	16
	28	34	29	33	28	37	28	36
	9	47	9	47	9	46	9	46
	31	29	32	27	32	28	32	27
	31	27	31	29	34	20	34	21
	30	31	41	6	41	6	41	7
	31	28	32	23	31	30	31	30
	30	30	26	40	30	33	28	37
	43	4	42	5	42	5	41	6
	38	12	38	14	40	7	40	8
	49	1	49	1	48	1	32	23
	39	8	39	7	39	8	27	39
	35	16	34	18	27	38	30	33
	27	36	27	37	35	16	31	28
	38	10	20	44	32	23	41	5
	40	7	39	12	35	19	39	14
	25	43	28	36	31	31	26	42
	26	42	39	8	39	9	40	9
	39	9	39	9	39	10	40	10
	26	41	26	39	27	39	39	12
	34	18	37	15	37	14	28	35
	32	24	32	24	32	25	32	26
가	43	5	43	4	43	3	43	2
	34	19	32	22	32	24	32	25
	26	40	28	34	28	35	30	31
	15	46	15	46	17	45	48	1

IMD

가

2000

가

가

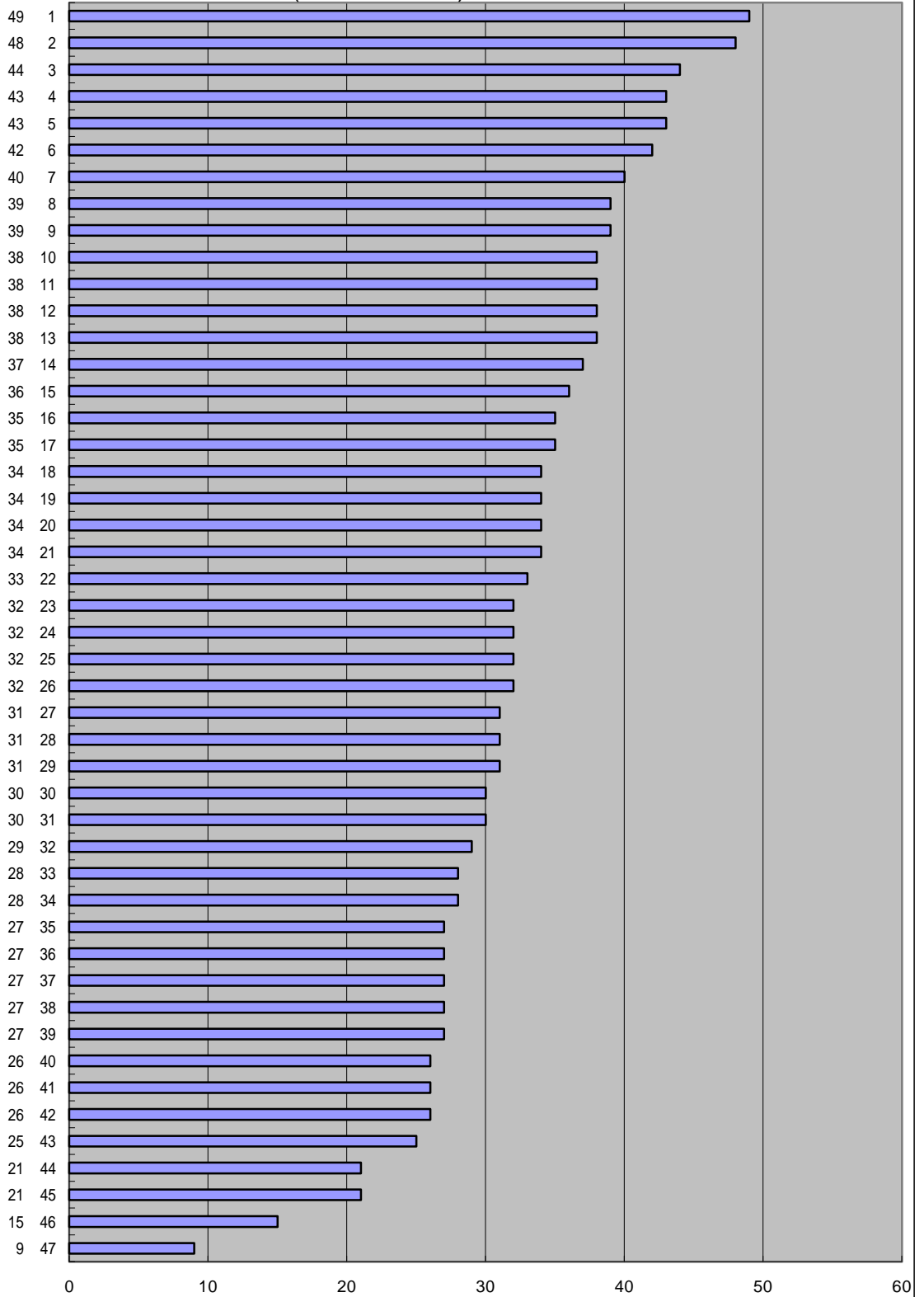
1-19(b).

GDP

-

('98)(%, GDP)
()

가
가



:

(IMD), 2000

(2000.4.19)

IMD

가

1999

가

가

1-18(b).

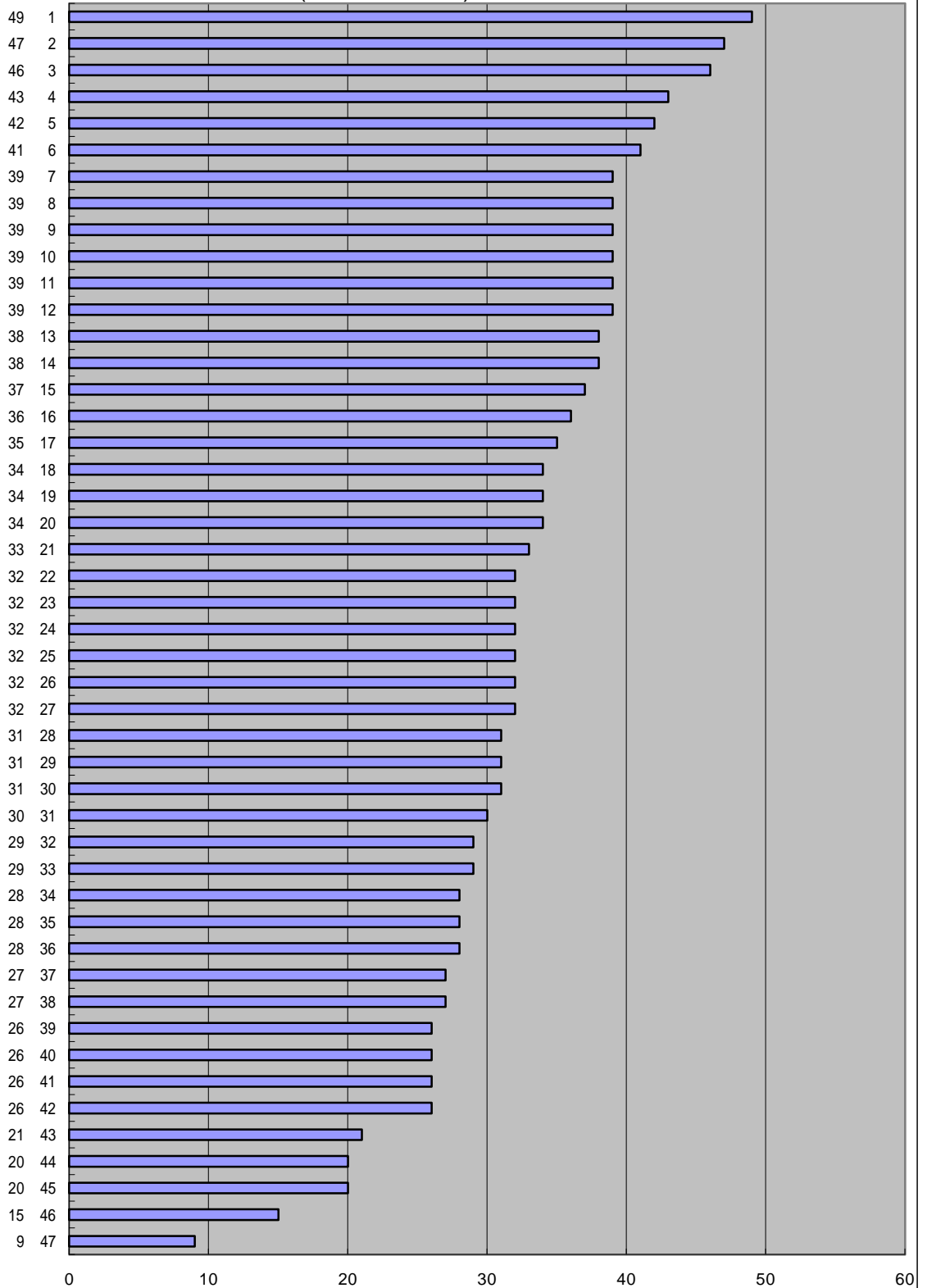
GDP

-

('97)(%, GDP)
()

가

가



:

(IMD), 1999

(1999.4.21)

IMD

가

1998

가

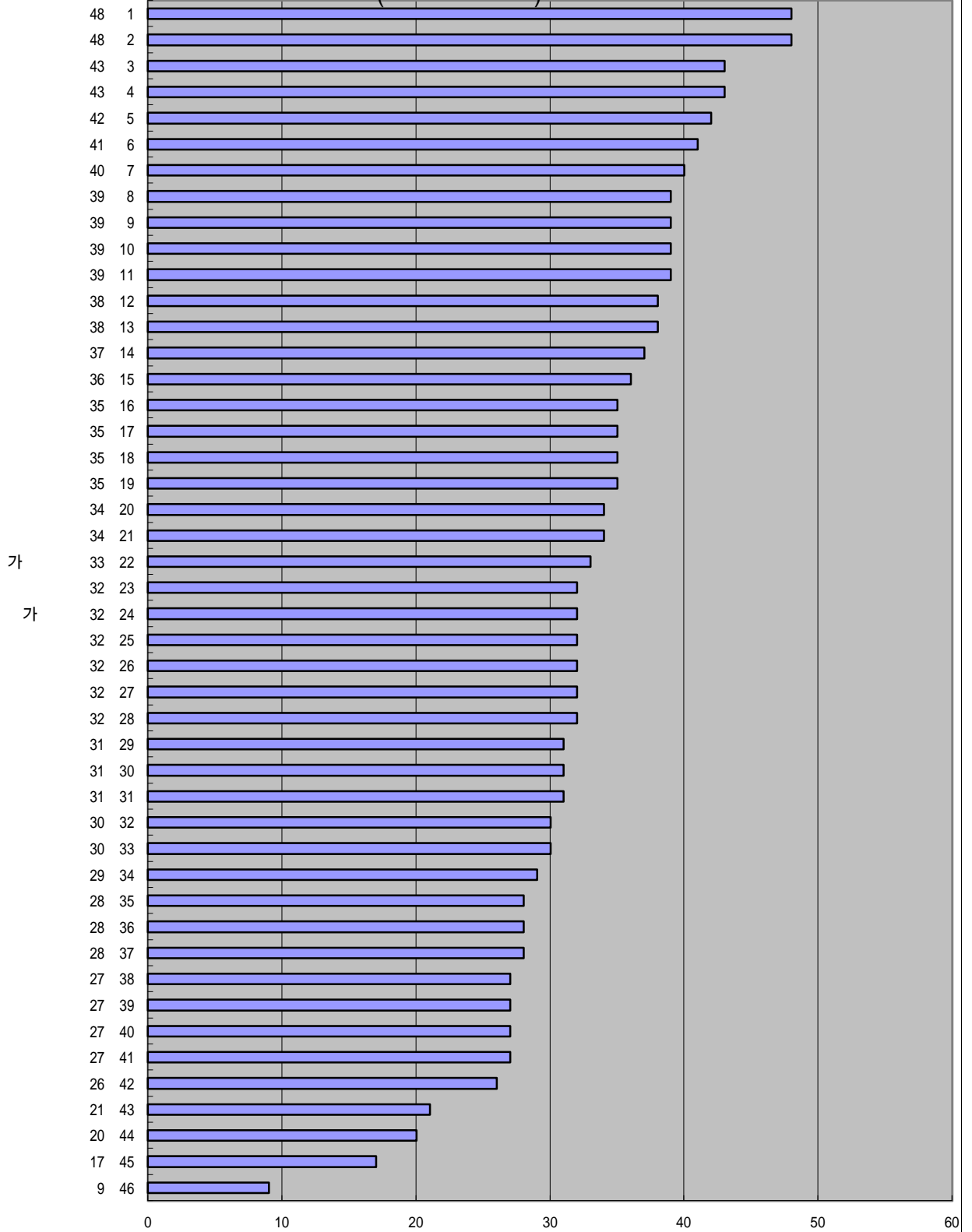
가

1-17(b)

GDP

-

('96)(%, GDP)
()



IMD 가

1997

가

가

1-17(b).

GDP -

('95)(%, GDP)
()

